

Division Street – Westmore Avenue to Addison Road  
Elm Street – Westmore Avenue to Addison Road  
Wisconsin Avenue – St.Charles Road to Division Street  
Roadway Resurfacing Plans  
Section: 22-00101-00-RS  
Village of Villa Park



**VILLAGE OF VILLA PARK**

**CONTRACT DOCUMENTS**

**FOR THE**

**DIVISION ST – WESTMORE AVE TO ADDISON RD  
ELM ST – WESTMORE AVE TO ADDISON RD  
WISCONSIN AVE – ST. CHARLES RD TO DIVISION STREET  
ROADWAY RESURFACING PLANS**

**BID ADVERTISEMENT DATE – AUGUST 18, 2022**

**PREPARED BY**



**OWNER COPY**

**CONTRACT**

Division Street – Westmore Avenue to Addison Road  
Elm Street – Westmore Avenue to Addison Road  
Wisconsin Avenue – St. Charles Road to Division Street  
Roadway Resurfacing Plans  
Section: 22-00101-00-RS  
Village of Villa Park

**ADVERTISEMENT FOR BIDS  
VILLAGE OF VILLA PARK  
AUGUST 18, 2022**

**PROJECT: DIVISION STREET – WESTMORE AVENUE TO ADDISON ROAD  
ELM STREET – WESTMORE AVENUE TO ADDISON ROAD  
WISCONSIN AVENUE – ST. CHARLES ROAD TO DIVISION STREET  
ROADWAY RESURFACING PLANS**

This project consists of milling and resurfacing, intermittent curb and gutter removal and replacement, ADA ramps with detectable warnings, pavement patching as needed, drainage and utility structure adjustments or reconstructions with new frame and lid/grate, landscaping and pavement markings.

**BID DEADLINE: SEPTEMBER 2, 2022 AT 10:00 AM LOCAL TIME**

The Village reserves the right to extend the Bid Deadline from this date and time to accept Bids submitted after the Bid Deadline, as the Village, in its sole discretion, determines is in the best interest of the Village.

**NOTICE:** Proposals for the **DIVISION STREET – WESTMORE AVENUE TO ADDISON ROAD ELM STREET – WESTMORE AVENUE TO ADDISON ROAD WISCONSIN AVENUE – ST. CHARLES ROAD TO DIVISION STREET ROADWAY RESURFACING PLANS** will be received electronically by the Village of Villa Park, Illinois, through QuestCDN at <https://www.questcdn.com> under **QuestCDN Project #8271001** until the Bid Deadline. Immediately thereafter, the proposals will be opened and read aloud via Zoom. Notwithstanding the foregoing, the Village reserves the right to defer, postpone, delay, or reschedule the Bid Opening for such time and to such date as the Village, in its sole discretion, determines is in the best interest of the Village. The Bid Opening Zoom meeting may be accessed as follows:

[https://zoom.us/... https://us06web.zoom.us/j/85054272349?pwd=RGpUelpYcHA3NUtqeE5lRUdyWWlidz09 \[us06web.zoom.us\]](https://zoom.us/...https://us06web.zoom.us/j/85054272349?pwd=RGpUelpYcHA3NUtqeE5lRUdyWWlidz09[us06web.zoom.us])

Meeting ID: 850 5427 2349

Passcode: 016548

Proposals shall be submitted in accordance with the Bidding Documents prepared by insert preparer's name.

**BIDDER QUALIFICATIONS:** Bidders, in submitting a Bid, shall comply with all applicable Federal, State and Local laws and requirements; shall provide documentation of that compliance in accordance with the requirements of the Contract Documents or as requested by the Village; and, in submitting a Bid, Bidders affirm that they are qualified under all applicable laws and requirements to do so, and agree to be bound by the determination of the Village as to Bidder's compliance and qualifications.

Division Street – Westmore Avenue to Addison Road  
Elm Street – Westmore Avenue to Addison Road  
Wisconsin Avenue – St.Charles Road to Division Street  
Roadway Resurfacing Plans  
Section: 22-00101-00-RS  
Village of Villa Park

**BID SECURITY:** Bid security in the amount of not less than ten percent (10%) of the Bid shall accompany each Bid in accordance with the Bidding Documents.

**CONTRACT SECURITY:** The Bidder to whom a Contract is awarded shall be required to furnish both a Performance Bond and a Payment Bond acceptable to the Village for one-hundred percent (100%) of the Contract Price, in accordance with the requirements of the Contract Documents.

**REQUESTS FOR INFORMATION OR CLARIFICATION:** All requests for information or clarification shall be submitted to the Village of Villa Park by email to [engineering@invillapark.com](mailto:engineering@invillapark.com). All responses that are provided to requests for information or clarification will be provided through QuestCDN at <https://www.questcdn.com> under **QuestCDN Project #8271001**.

The Village will accept requests for information or clarification submitted in accordance with the above requirements until **FRIDAY, AUGUST 26<sup>TH</sup> AT NOON LOCAL TIME**. Requests for information or clarification received after such time will not be accepted and will receive no response. The requests for information response and/or Addendum deadline will be **MONDAY, AUGUST 29<sup>TH</sup> AT 5:00 PM LOCAL TIME**.

**ADDENDA:** The Village reserves the right to modify the Bidding Documents.

**RIGHTS RESERVED:** The Village will select the lowest, most responsible bidder. The Village reserves the right to reject any or all Bids, to waive any informalities or technicalities in bidding, and to accept the Bid which best serves the interests of the Village. The Village shall, in its sole discretion, determine what does or does not constitute an informality or technicality, and, in submitting a Bid, Bidder agrees to be bound by that determination.

The Village may make such investigations as it deems necessary to determine the ability of the Bidder to perform the Work, and the Bidder shall furnish to the Village all such information and data for this purpose as the Village may request. The Village reserves the right to reject any Bid if the evidence submitted by, or investigation of, such Bidder fails to satisfy the Village that such Bidder is properly qualified to carry out the obligations of the Agreement and to complete the Work contemplated therein.

**WAGE RATES:** All applicable laws, ordinances, and the rules and regulations of all authorities having jurisdiction over construction of the PROJECT shall apply to the contract throughout.

Davis-Bacon Wage decisions are applicable to this project and are only superseded in instances by and where Illinois Prevailing Wages exceed Davis-Bacon in wage, fringe benefits, and/or trade stipulations (requirements). If this project does not start within ninety (90) days of contract award, the wage decisions applicable to the project shall be

Division Street – Westmore Avenue to Addison Road  
Elm Street – Westmore Avenue to Addison Road  
Wisconsin Avenue – St.Charles Road to Division Street  
Roadway Resurfacing Plans  
Section: 22-00101-00-RS  
Village of Villa Park

replaced with the Davis-Bacon Wage decisions that are current as of the date of contract award.

**BIDDING DOCUMENTS:** The Bidding Documents may be obtained from QuestCDN at <https://www.questcdn.com> under **QuestCDN Project #8271001** for a non-refundable fee of thirty dollars (\$30.00). An active QuestCDN account and login are required. Questions or issues regarding the QuestCDN platform shall be directed to QuestCDN by phone at 952-233-1632 or by email at [info@questcdn.com](mailto:info@questcdn.com). Hard copies of bidding documents will not be made available. An electronic “Not for Bid” version of the bidding documents in Portable Document Format (PDF) will be available for download on the project page on the Village of Villa Park’s website at <https://www.invillapark.com>. This version of the bidding documents is for informational purposes only and may not be used for the preparation or submittal of a bid.

**PUBLISHED BY AUTHORITY OF THE VILLAGE OF VILLA PARK, COUNTY OF DUPAGE, STATE OF ILLINOIS.**

**OWNER COPY**

**CONTRACT**



Local Public Agency  
Formal Contract Proposal



COVER SHEET

**Proposal Submitted By:**

Contractor's Name  
Arrow Road Construction Company

Contractor's Address  
1445 Oakton Street

City  
Elk Grove Village

State  
IL

Zip Code  
60007

STATE OF ILLINOIS

Local Public Agency  
Village of Villa Park

County  
DuPage

Section Number  
22-00101-00-RS

Route(s) (Street/Road Name)  
Various

Type of Funds  
Rebuild Illinois Bond

Proposal Only    Proposal and Plans    Proposal only, plans are separate

Submitted/Approved  
For Local Public Agency:

**For a County and Road District Project**

Submitted/Approved

Highway Commissioner Signature      Date

\_\_\_\_\_  
\_\_\_\_\_

Submitted/Approved

County Engineer/Superintendent of Highways      Date

\_\_\_\_\_  
\_\_\_\_\_

**For a Municipal Project**

Submitted/Approved/Passed

Signature      Date

*David L. Whitte*      08-12-2022

Official Title  
Assistant Village Engineer

**Department of Transportation**

Released for bid based on limited review

Regional Engineer Signature      Date

*Jose Rios / MK*      8/17/2022

Note: All proposal documents, including Proposal Guaranty Checks or Proposal Bid Bonds, should be stapled together to prevent loss when bids are processed.



8/12/2022

*David W. Block*

Local Public Agency	County	Section Number	Route(s) (Street/Road Name)
Village of Villa Park	DuPage	22-00101-00-RS	Various

**NOTICE TO BIDDERS**

Sealed proposals for the project described below will be received at the office of Village of Villa Park  
 Name of Office  
20 S. Ardmore Avenue Villa Park, IL 60181 until 10:00 AM on September 2, 2022  
 Address Time Date

Sealed proposals will be opened and read publicly at the office of Village of Villa Park  
 Name of Office  
20 S. Ardmore Avenue Villa Park, IL 60181 at 10:00 AM on September 2, 2022  
 Address Time Date

**DESCRIPTION OF WORK**

Location	Project Length
Division-Westmore to Addison; Elm-Westmore to Addison; Wisconsin-St Charles to Division	4,233.26 ft (0.8 mi)

Proposed Improvement  
 Roadway milling and resurfacing, intermittent curb and gutter removal and replacement, ADA ramps with detectable warnings, pavement patching as needed, drainage and utility structure adjustments or reconstructions with new frame and lid/grate, landscaping and pavement markings.

1. Plans and proposal forms will be available in the office of  
Village of Villa Park  
20 S. Ardmore Avenue  
Villa Park, IL 60181

2.  Prequalification  
 If checked, the 2 apparent as read low bidders must file within 24 hours after the letting an "Affidavit of Availability" (Form BC 57) in triplicate, showing all uncompleted contracts awarded to them and all low bids pending award for Federal, State, County, Municipal and private work. One original shall be filed with the Awarding Authority and two originals with the IDOT District Office.
3. The Awarding Authority reserves the right to waive technicalities and to reject any or all proposals as provided in BLRS Special Provision for Bidding Requirements and Conditions for Contract Proposals.
4. The following BLR Forms shall be returned by the bidder to the Awarding Authority:
  - a. Local Public Agency Formal Contract Proposal (BLR 12200)
  - b. Schedule of Prices (BLR 12201)
  - c. Proposal Bid Bond (BLR 12230) (if applicable)
  - d. Apprenticeship or Training Program Certification (BLR 12325) (do not use for project with Federal funds.)
  - e. Affidavit of Illinois Business Office (BLR 12326) (do not use for project with Federal funds)
5. The quantities appearing in the bid schedule are approximate and are prepared for the comparison of bids. Payment to the Contractor will be made only for the actual quantities of work performed and accepted or materials furnished according to the contract. The scheduled quantities of work to be done and materials to be furnished may be increased, decreased or omitted as hereinafter provided.
6. Submission of a bid shall be conclusive assurance and warranty the bidder has examined the plans and understands all requirements for the performance of work. The bidder will be responsible for all errors in the proposal resulting from failure or neglect to conduct an in depth examination. The Awarding Authority will, in no case, be responsible for any costs, expenses, losses or changes in anticipated profits resulting from such failure or neglect of the bidder.
7. The bidder shall take no advantage of any error or omission in the proposal and advertised contract.
8. If a special envelope is supplied by the Awarding Authority, each proposal should be submitted in that envelope furnished by the Awarding Agency and the blank spaces on the envelope shall be filled in correctly to clearly indicate its contents. When an envelope other than the special one furnished by the Awarding Authority is used, it shall be marked to clearly indicate its contents. When sent by mail, the sealed proposal shall be addressed to the Awarding Authority at the address and in care of the official in whose office the bids are to be received. All proposals shall be filed prior to the time and at the place specified in the Notice to Bidders. Proposals received after the time specified will be returned to the bidder unopened.
9. Permission will be given to a bidder to withdraw a proposal if the bidder makes the request in writing or in person before the time for opening proposals.

Local Public Agency	County	Section Number	Route(s) (Street/Road Name)
Village of Villa Park	DuPage	22-00101-00-RS	Various

PROPOSAL

- Proposal of Arrow Road Construction Company  
Contractor's Name  
1445 Oakton Street, Elk Grove Village, IL 60007  
Contractor's Address
- The plans for the proposed work are those prepared by TranSystems  
and approved by the Department of Transportation on \_\_\_\_\_.
- The specifications referred to herein are those prepared by the Department of Transportation and designated as "Standard Specifications for Road and Bridge Construction" and the "Supplemental Specifications and Recurring Special Provisions" thereto, adopted and in effect on the date of invitation for bids.
- The undersigned agrees to accept, as part of the contract, the applicable Special Provisions indicated on the "Check Sheet for Recurring Special Provisions" contained in this proposal.
- The undersigned agrees to complete the work within \_\_\_\_\_ working days or by 11/21/22 unless additional time is granted in accordance with the specifications.
- The successful bidder at the time of execution of the contract will be required to deposit a contract bond for the full amount of the award. When a contract bond is not required, the proposal guaranty check will be held in lieu thereof. If this proposal is accepted and the undersigned fails to execute a contract and contract bond as required, it is hereby agreed that the Bid Bond of check shall be forfeited to the Awarding Authority.
- Each pay item should have a unit price and a total price. If no total price is shown or if there is a discrepancy between the products of the unit price multiplied by the quantity, the unit price shall govern. If a unit price is omitted, the total price will be divided by the quantity in order to establish a unit price. A bid may be declared unacceptable if neither a unit price nor a total price is shown.
- The undersigned submits herewith the schedule of prices on BLR 12201 covering the work to be performed under this contract.
- The undersigned further agrees that if awarded the contract for the sections contained in the combinations on BLR 12201, the work shall be in accordance with the requirements of each individual proposal for the multiple bid specified in the Schedule for Multiple Bids below.
- A proposal guaranty in the proper amount, as specified in BLRS Special Provision for Bidding Requirements and Conditions for Contract Proposals, will be required. Bid Bonds will be allowed as a proposal guaranty. Accompanying this proposal is either a bid bond, if allowed, on Department form BLR 12230 or a proposal guaranty check, complying with the specifications, made payable to: \_\_\_\_\_ Treasurer of Village of Villa Park  
The amount of the check is 10% of the bid amount ( \_\_\_\_\_ ).

Attach Cashier's Check or Certified Check Here

In the event that one proposal guaranty check is intended to cover two or more bid proposals, the amount must be equal to the sum of the proposal guaranties which would be required for each individual bid proposal. If the proposal guaranty check is placed in another bid proposal, state below where it may be found.

The proposal guaranty check will be found in the bid proposal for: Section Number 22-00101-00-RS

Local Public Agency	County	Section Number	Route(s) (Street/Road Name)
Village of Villa Park	DuPage	22-00101-00-RS	Various

CONTRACTOR CERTIFICATIONS

The certifications hereinafter made by the bidder are each a material representation of fact upon which reliance is placed should the Department enter into the contract with the bidder.

- Debt Delinquency.** The bidder or contractor or subcontractor, respectively, certifies that it is not delinquent in the payment of any tax administered by the Department of Revenue unless the individual or other entity is contesting, in accordance with the procedure established by the appropriate Revenue Act, its liability for the tax or the amount of the tax. Making a false statement voids the contract and allows the Department to recover all amounts paid to the individual or entity under the contract in a civil action.
- Bid-Rigging or Bid Rotating.** The bidder or contractor or subcontractor, respectively, certifies that it is not barred from contracting with the Department by reason of a violation of either 720 ILCS 5/33E-3 or 720 ILCS 5/33E-4.

A violation of section 33E-3 would be represented by a conviction of the crime of bid-rigging which, in addition to Class 3 felony sentencing, provides that any person convicted of this offense, or any similar offense of any state or the United States which contains the same elements as this offense shall be barred for 5 years from the date of conviction from contracting with any unit of State or local government. No corporation shall be barred from contracting with any unit of State or local government as a result of a conviction under this Section of any employee or agent of such corporation if the employee so convicted is no longer employed by the corporation: (1) it has been finally adjudicated not guilty or (2) if it demonstrates to the governmental entity with which it seeks to contract that entity finds that the commission of the offense was neither authorized, requested, commanded, nor performed by a director, officer or a high managerial agent on behalf of the corporation.

A violation of Section 33E-4 would be represented by a conviction of the crime of bid-rotating which, in addition to Class 2 felony sentencing, provides that any person convicted of this offense or any similar offense of any state or the United States which contains the same elements as this offense shall be permanently barred from contracting with any unit of State of Local government. No corporation shall be barred from contracting with any unit of State or Local government as a result of a conviction under this Section of any employee or agent of such corporation if the employee so convicted is no longer employed by the corporation and: (1) it has been finally adjudicated not guilty or (2) if it demonstrates to the governmental entity with which it seeks to contract and that entity finds that the commission of the offense was neither authorized, requested, commanded, nor performed by a director, officer or a high managerial agent on behalf of the corporation.

- Bribery.** The bidder or contractor or subcontractor, respectively, certifies that, it has not been convicted of bribery or attempting to bribe an officer or employee of the State of Illinois or any unit of local government, nor has the firm made an admission of guilt of such conduct which is a matter or record, nor has an official, agent, or employee of the firm committed bribery or attempted bribery on behalf of the firm and pursuant to the direction or authorization of a responsible official of the firm.
- Interim Suspension or Suspension.** The bidder or contractor or subcontractor, respectively, certifies that it is not currently under a suspension as defined in Subpart I of Title 44 Subtitle A Chapter III Part 6 of the Illinois Administrative code. Furthermore, if suspended prior to completion of this work, the contract or contracts executed for the completion of this work may be canceled.

Local Public Agency	County	Section Number	Route(s) (Street/Road Name)
Village of Villa Park	DuPage	22-00101-00-RS	Various

SIGNATURES

(If an individual)

Signature of Bidder		Date
Business Address		
City	State	Zip Code

(If a partnership)

Firm Name		
Signature		Date
Title		
Business Address		
City	State	Zip Code

Insert the Names and Addresses of all Partners

----------------------

(If a corporation)



Corporate Name		
Arrow Road Construction Company		
Signature		Date
		9/2/22
Title		
John F. Healy, President		
Business Address		
1445 Oakton Street		
City	State	Zip Code
Elk Grove Village	IL	60007

Insert Names of Officers

President
John F. Healy

Attest:



Secretary

Secretary

John F. Healy, Jr.

Treasurer

Michael J. Salmon



**Schedule of Prices**  
Print With Instructions



Print Form      Reset Form

Contractor's Name

ARROW ROAD CONSTRUCTION COMPANY

Contractor's Address      City      State      Zip Code

1445 Oakton Street      Elk Grove Village      IL      60007

Local Public Agency      County      Section Number

Village of Villa Park      DuPage      22-00101-00-RS

Division St - Westmore Ave to Addison Rd, Elm St - Westmore Ave to Addison Rd and Wisconsin Ave - St. Charles Rd. to Division St Resurfacing

**Schedule for Multiple Bids**

Combination Letter	Section Included in Combinations	Total

**Schedule for Single Bid**

(For complete information covering these items, see plans and specifications.)

Item Number	Items	Unit	Quantity	Unit Price	Total
1	REMOVAL AND DISPOSAL OF UNSUITABLE MATERIAL	CU YD	45	\$12.00	\$540.00
2	TOPSOIL FURNISH AND PLACE, 4"	SQ YD	141	\$25.00	\$3,525.00
3	SODDING, SALT TOLERANT	SQ YD	141	\$25.00	\$3,525.00
4	INLET FILTERS	EACH	47	\$150.00	\$7,050.00
5	AGGREGATE SUBGRADE IMPROVEMENT	CU YD	41	\$20.00	\$820.00
6	AGGREGATE BASE COURSE, TYPE B 4"	SQ YD	306	\$4.00	\$1,224.00
7	BITUMINOUS MATERIALS (TACK COAT)	POUND	7723	\$0.01	\$77.23
8	HOT-MIX ASPHALT SURFACE REMOVAL - BUTT JOINT	SQ YD	302	\$5.00	\$1,510.00
9	HOT-MIX ASPHALT REPLACEMENT OVER PATCHES	TON	18	\$10.00	\$180.00
10	POLYMERIZED HOT-MIX ASPHALT BINDER COURSE, IL-4.75, N50	TON	478	\$109.00	\$52,102.00
11	HOT-MIX ASPHALT SURFACE COURSE, IL-9.5, MIX "D", N50	TON	971	\$89.75	\$87,147.25
12	PROTECTIVE COAT	SQ YD	230	\$1.00	\$230.00
13	PORTLAND CEMENT CONCRETE SIDEWALK 5 INCH	SQ FT	677	\$12.50	\$8,462.50
14	DETECTABLE WARNINGS	SQ FT	72	\$42.00	\$3,024.00
15	HOT-MIX ASPHALT SURFACE REMOVAL, 2 1/4"	SQ YD	11240	\$4.00	\$44,960.00
16	DRIVEWAY PAVEMENT REMOVAL	SQ YD	24	\$25.00	\$600.00
17	COMBINATION CURB AND GUTTER REMOVAL	FOOT	689	\$7.00	\$4,823.00
18	SIDEWALK REMOVAL	SQ FT	660	\$2.50	\$1,650.00
19	HOT-MIX ASPHALT REMOVAL OVER PATCHES, 1"	SQ YD	304	\$1.00	\$304.00
20	CLASS B PATCHES, 6 INCH	SQ YD	304	\$88.00	\$26,752.00
21	CLASS D PATCHES, 6 INCH	SQ YD	822	\$19.00	\$15,618.00
22	LIDS, TYPE 1, CLOSED LID	EACH	6	\$400.00	\$2,400.00
23	CONCRETE CURB, TYPE B	FOOT	45	\$35.00	\$1,575.00
24	NON-SPECIAL WASTE DISPOSAL	CU YD	10	\$160.00	\$1,600.00
25	SOIL DISPOSAL ANALYSIS	EACH	2	\$1,600.00	\$3,200.00
26	TRAFFIC CONTROL AND PROTECTION, STANDARD 701501	L SUM	1	\$5,200.00	\$5,200.00
27	TRAFFIC CONTROL AND PROTECTION, STANDARD 701801	L SUM	1	\$12,700.00	\$12,700.00
28	TEMPORARY PAVEMENT MARKING - LINE 24"- PAINT	FOOT	219	\$4.00	\$876.00
29	THERMOPLASTIC PAVEMENT MARKING - LINE 6"	FOOT	664	\$3.00	\$1,992.00
30	THERMOPLASTIC PAVEMENT MARKING - LINE 12"	FOOT	96	\$6.00	\$576.00
31	THERMOPLASTIC PAVEMENT MARKING - LINE 24"	FOOT	219	\$13.50	\$2,956.50
32	CONSTRUCTION LAYOUT (SPECIAL)	L SUM	1	\$2,000.00	\$2,000.00
33	FRAMES AND LIDS TO BE ADJUSTED (SPECIAL)	EACH	32	\$750.00	\$24,000.00
34	COMBINATION CONCRETE CURB AND GUTTER, TYPE B-6.12 (SPECIAL)	FOOT	689	\$42.00	\$28,938.00

Local Public Agency Village of Villa Park		County DuPage	Section Number 22-00101-00-RS	Route(s) (Street/Road Name) Division St - Westmore Ave to Addison Rd, Elm St - Westmore Ave to Addison Rd and Wisconsin Ave - St. Charles Rd. to Division St Resurfacing	
Item Number	Items	Unit	Quantity	Unit Price	Total
35	HOT-MIX ASPHALT DRIVEWAY PAVEMENT, 4"	SQ YD	24	\$85.00	\$2,040.00
36	DRAINAGE STRUCTURE RECONSTRUCTION (SPECIAL)	EACH	8	\$1,950.00	\$15,600.00
37	DRAINAGE STRUCTURES TO BE ADJUSTED	EACH	4	\$485.00	\$1,940.00
38	TEMPORARY INFORMATION SIGNING	SQ FT	973	\$0.01	\$9.73
Bidder's Total Proposal					\$371,727.21

1. Each pay item should have a unit price and a total price.
2. If no total price is shown or if there is a discrepancy between the product of the unit price multiplied by the quantity, the unit price shall govern.
3. If a unit price is omitted, the total price will be divided by the quantity in order to establish a unit price.
4. A bid may be declared unacceptable if neither a unit price or total price is shown.





Illinois Department of Transportation

Local Public Agency Proposal Bid Bond



Local Public Agency Village of Villa Park	County DuPage	Section Number 22-00101-00-RS
--	------------------	----------------------------------

WE, Arrow Road Construction Company, 1445 Oakton St., Elk Grove Village, Illinois 60007 as PRINCIPAL, and Travelers Casualty and Surety Company of America, One Tower Square, Hartford, Ct. 06183 as SURETY, are held jointly, severally and firmly bound unto the above Local Public Agency (hereafter referred to as "LPA") in the penal sum of 10% of the total bid price, or for the amount specified in the proposal documents in effect on the date of invitation for bids, whichever is the lesser sum. We bind ourselves, our heirs, executors, administrators, successors, and assigns, jointly pay to the LPA this sum under the conditions of this instrument.

WHEREAS THE CONDITION OF THE FOREGOING OBLIGATION IS SUCH that, the said PRINCIPAL is submitting a written proposal to the LPA acting through its awarding authority for the construction of the work designated as the above section.

THEREFORE if the proposal is accepted and a contract awarded to the PRINCIPAL by the LPA for the above designated section and the PRINCIPAL shall within fifteen (15) days after award enter into a formal contract, furnish surety guaranteeing the faithful performance of the work, and furnish evidence of the required insurance coverage, all as provided in the "Standard Specifications for Road and Bridge Construction" and applicable Supplemental Specifications, then this obligation shall become void; otherwise it shall remain in full force and effect.

IN THE EVENT the LPA determines the PRINCIPAL has failed to enter into a formal contract in compliance with any requirements set forth in the preceding paragraph, then the LPA acting through its awarding authority shall immediately be entitled to recover the full penal sum set out above, together with all court costs, all attorney fees, and any other expense of recovery.

IN TESTIMONY WHEREOF, the said PRINCIPAL and the said SURETY have caused this instrument to be signed by their respective officers this 2nd Day of September, 2022

Principal

Company Name  
Arrow Road Construction Company

Signature: *John F. Healy* Date: 9-2-22

Title  
John F. Healy, President

Company Name

Signature Date

Title

(If Principal is a joint venture of two or more contractors, the company names, and authorized signatures of each contractor must be affixed.)

Surety

Name of Surety  
Travelers Casualty and Surety Company of America

Signature of Attorney-in-Fact: *James E. McNichols* Date: 09/02/2022

James E. McNichols, Attorney-in-Fact

STATE OF IL  
COUNTY OF Cook  
I, *Cherie Lynn Brown*, a Notary Public in and for said county do hereby certify that

*John F. Healy*  
(Insert names of individuals signing on behalf of PRINCIPAL & SURETY)

who are each personally known to me to be the same persons whose names are subscribed to the foregoing instrument on behalf of PRINCIPAL and SURETY, appeared before me this day in person and acknowledged respectively, that they signed and delivered said instruments as their free and voluntary act for the uses and purposes therein set forth.

Given under my hand and notarial seal this 2nd Day of September, 2022

(SEAL)



Notary Public Signature

*Cherie Lynn Brown*

Date commission expires 8/23/25

State of Illinois  
County of Will

On this 2nd day of September, 2022 before me personally appeared James E. McNichols known to me to be the Attorney-in-Fact of Travelers Casualty and Surety Company of America, the corporation that executed the within instrument and acknowledged to me that such corporation executed the same.

In Witness Whereof, I have hereunto set my hand and affixed my official seal the day and year in this certificate first written above.



\_\_\_\_\_  
(Notary Public)





Travelers Casualty and Surety Company of America  
Travelers Casualty and Surety Company  
St. Paul Fire and Marine Insurance Company

POWER OF ATTORNEY

KNOW ALL MEN BY THESE PRESENTS: That Travelers Casualty and Surety Company of America, Travelers Casualty and Surety Company, and St. Paul Fire and Marine Insurance Company are corporations duly organized under the laws of the State of Connecticut (herein collectively called the "Companies"), and that the Companies do hereby make, constitute and appoint **James E. McNichols** of **WESTCHESTER Illinois**, their true and lawful Attorney-in-Fact to sign, execute, seal and acknowledge any and all bonds, recognizances, conditional undertakings and other writings obligatory in the nature thereof on behalf of the Companies in their business of guaranteeing the fidelity of persons, guaranteeing the performance of contracts and executing or guaranteeing bonds and undertakings required or permitted in any actions or proceedings allowed by law.  
IN WITNESS WHEREOF, the Companies have caused this instrument to be signed, and their corporate seals to be hereto affixed, this **17th** day of **January**, 2019.




State of Connecticut  
City of Hartford ss.

By:   
Robert L. Raney, Senior Vice President

On this the **17th** day of **January**, 2019, before me personally appeared **Robert L. Raney**, who acknowledged himself to be the Senior Vice President of Travelers Casualty and Surety Company of America, Travelers Casualty and Surety Company, and St. Paul Fire and Marine Insurance Company, and that he, as such, being authorized so to do, executed the foregoing instrument for the purposes therein contained by signing on behalf of said Companies by himself as a duly authorized officer.

IN WITNESS WHEREOF, I hereunto set my hand and official seal.

My Commission expires the **30th** day of **June**, 2021



Anna P. Nowik, Notary Public

This Power of Attorney is granted under and by the authority of the following resolutions adopted by the Boards of Directors of Travelers Casualty and Surety Company of America, Travelers Casualty and Surety Company, and St. Paul Fire and Marine Insurance Company, which resolutions are now in full force and effect, reading as follows:

**RESOLVED**, that the Chairman, the President, any Vice Chairman, any Executive Vice President, any Senior Vice President, any Vice President, any Second Vice President, the Treasurer, any Assistant Treasurer, the Corporate Secretary or any Assistant Secretary may appoint Attorneys-in-Fact and Agents to act for and on behalf of the Company and may give such appointee such authority as his or her certificate of authority may prescribe to sign with the Company's name and seal with the Company's seal bonds, recognizances, contracts of indemnity, and other writings obligatory in the nature of a bond, recognizance, or conditional undertaking, and any of said officers or the Board of Directors at any time may remove any such appointee and revoke the power given him or her; and it is

**FURTHER RESOLVED**, that the Chairman, the President, any Vice Chairman, any Executive Vice President, any Senior Vice President or any Vice President may delegate all or any part of the foregoing authority to one or more officers or employees of this Company, provided that each such delegation is in writing and a copy thereof is filed in the office of the Secretary; and it is

**FURTHER RESOLVED**, that any bond, recognizance, contract of indemnity, or writing obligatory in the nature of a bond, recognizance, or conditional undertaking shall be valid and binding upon the Company when (a) signed by the President, any Vice Chairman, any Executive Vice President, any Senior Vice President or any Vice President, any Second Vice President, the Treasurer, any Assistant Treasurer, the Corporate Secretary or any Assistant Secretary and duly attested and sealed with the Company's seal by a Secretary or Assistant Secretary; or (b) duly executed (under seal, if required) by one or more Attorneys-in-Fact and Agents pursuant to the power prescribed in his or her certificate or their certificates of authority or by one or more Company officers pursuant to a written delegation of authority; and it is

**FURTHER RESOLVED**, that the signature of each of the following officers: President, any Executive Vice President, any Senior Vice President, any Vice President, any Assistant Vice President, any Secretary, any Assistant Secretary, and the seal of the Company may be affixed by facsimile to any Power of Attorney or to any certificate relating thereto appointing Resident Vice Presidents, Resident Assistant Secretaries or Attorneys-in-Fact for purposes only of executing and attesting bonds and undertakings and other writings obligatory in the nature thereof, and any such Power of Attorney or certificate bearing such facsimile signature or facsimile seal shall be valid and binding upon the Company and any such power so executed and certified by such facsimile signature and facsimile seal shall be valid and binding on the Company in the future with respect to any bond or understanding to which it is attached.

I, **Kevin E. Hughes**, the undersigned, Assistant Secretary of Travelers Casualty and Surety Company of America, Travelers Casualty and Surety Company, and St. Paul Fire and Marine Insurance Company, do hereby certify that the above and foregoing is a true and correct copy of the Power of Attorney executed by said Companies, which remains in full force and effect.

Dated this **2nd** day of **September**, 2022



Kevin E. Hughes, Assistant Secretary

To verify the authenticity of this Power of Attorney, please call us at 1-800-421-3880.  
Please refer to the above-named Attorney-in-Fact and the details of the bond to which this Power of Attorney is attached.



Apprenticeship and Training Program Certification



Local Public Agency	County	Street Name/Road Name	Section Number
Village of Villa Park	DuPage	Various	22-00101-00-RS

All contractors are required to complete the following certification

- For this contract proposal or for all bidding groups in this deliver and install proposal.
- For the following deliver and install bidding groups in this material proposal.

Illinois Department of Transportation policy, adopted in accordance with the provisions of the Illinois Highway Code, requires this contract to be awarded to the lowest responsive and responsible bidder. The award decision is subject to approval by the Department. In addition to all other responsibility factors, this contract or deliver and install proposal requires all bidders and all bidder's subcontractors to disclose participation in apprenticeship or training programs that are (1) approved by and registered with the United States Department of Labor's Bureau of Apprenticeship and Training, and (2) applicable to the work of the above indicated proposals or groups. Therefore, all bidders are required to complete the following certification:

1. Except as provided in paragraph 4 below, the undersigned bidder certifies that it is a participant, either as an individual or as part of a group program, in an approved apprenticeship or training program applicable to each type of work or craft that the bidder will perform with its own employees.
2. The undersigned bidder further certifies, for work to be performed by subcontract, that each of its subcontractors either (A) is, at the time of such bid, participating in an approved, applicable apprenticeship or training program; or (B) will, prior to commencement of performance of work pursuant to this contract, establish participation in an approved apprenticeship or training program applicable to the work of the subcontract.
3. The undersigned bidder, by inclusion in the list in the space below, certifies the official name of each program sponsor holding the Certificate of Registration for all of the types of work or crafts in which the bidder is a participant and that will be performed with the bidder's employees. Types of work or craft that will be subcontracted shall be included and listed as subcontract work. The list shall also indicate any type of work or craft job category for which there is no applicable apprenticeship or training program available.

**See Attached – Listed Below**

**Bidders Apprenticeship Participation**

- \*\* Laborers International Union of North America
- \*\* International Brotherhood of Teamsters
- \*\* International Brotherhood of Operating Engineers


**Subcontractors Apprenticeship Participation**

- \*\* All Unions Listed Above
- \*\* Cement Masons International Association
- \*\* United Brotherhood of Carpenters
- \*\* International Brotherhood of Electrical Workers

4. Except for any work identified above, if any bidder or subcontractor shall perform all or part of the work of the contract or deliver and install proposal solely by individual owners, partners or members and not by employees to whom the payment of prevailing rates of wages would be required, check the following box, and identify the owner/operator workforces and positions of ownership.

The requirements of this certification and disclosure are a material part of the contract, and the contractor shall require this certification provision to be included in all approved subcontracts. The bidder is responsible for making a complete report and shall make certain that each type of work or craft job category that will be utilized on the project is accounted for and listed. The Department at any time before or afterward may require the production of a copy of each applicable Certificate of Registration issued by the United States Department of Labor evidencing such participation by the contractor and any or all of its subcontractors. In order to fulfill the participation requirement, it shall not be necessary that any applicable program sponsor be currently taking or that it will take applications for apprenticeship, training or employment during the performance of the work of this contract or deliver and install proposal.

Bidder	Signature	Date
Arrow Road Construction Company		9/2/22
Title		
John F. Healy, President		
Address	City	State
1445 Oakton Street	Elk Grove Village	IL
		Zip Code
		60007



# The United States Department of Labor



## Bureau of Apprenticeship and Training Certificate of Registration

CEMENT MASONS' AREA JOINT APPRENTICESHIP & CEMENT MASONS UNION LOC, NO. 502  
BELLWOOD, ILLINOIS

FOR THE TRADE OF: CEMENT MASON  
*Registered as part of the National Apprenticeship Program  
in accordance with the basic standards of apprenticeship  
established by the Secretary of Labor*

REGISTERED: OCTOBER 17, 1945  
REVISED: DECEMBER 29, 1988  
Date

008-0816  
Registration No.

*Ann McLaughlin*

Secretary of Labor

*James D. Van Eick*

Director, Bureau of Apprenticeship and Training

# United States Department of Labor



## Bureau of Apprenticeship and Training

### Certificate of Registration

*Chicago and Laborers' Training & Apprenticeship Program*

*For the Trade of Construction Craft Laborer*

*Registered as part of the National Apprenticeship Program  
in accordance with the basic standards of apprenticeship  
established by the Secretary of Labor*

*April 12, 1999*

Date

IL017-0602

Registration No.

DOT# 869-463-590

*Alex M. Allen*

Secretary of Labor

*Anthony Swartz*  
Director Bureau of Apprenticeship and Training

# UNITED STATES DEPARTMENT OF LABOR

Office of Apprenticeship Training, Employer and Labor Services  
Bureau of Apprenticeship and Training

## Certificate of Registration

I.B.E.W. LOCAL #9 MIDDLE STATES ELECTRICAL CONTRACTORS ASSN.  
Elliott, Illinois  
For the Trade of Line Maintainer

*Registered as part of the National Apprenticeship Program  
in accordance with the basic standards of apprenticeship  
established by the Secretary of Labor*

Revised May 5, 2003  
August 26, 1992

Date

IL015920003

Registered under XG.



*Scott Chao*  
Secretary of Labor

*[Signature]*  
Assistant Secretary for Apprenticeship Training, Employer and Labor Services


# United States Department of Labor

Office of Apprenticeship Training, Employer and Labor Services

## Bureau of Apprenticeship and Training Certificate of Registration

INTERNATIONAL BROTHERHOOD OF TEAMSTERS  
Joint Council No. 25 Training Fund  
For the Trade of Construction Driver

*Registered as part of the National Apprenticeship Program  
in accordance with the basic standards of apprenticeship  
established by the Secretary of Labor*



*A. J. Chad*  
Secretary of Labor

*Anthony Dunge*  
Administrator, Apprenticeship Training, Employer and Labor Services

June 28, 2005

Date

IL015050004

Registration No. 25

JUN 27 07 05 52

**United States Department of Labor**

**Office of Apprenticeship Training, Employer and Labor Services  
Bureau of Apprenticeship and Training**

**Certificate of Registration**  
*Operating Engineers Local #150  
Plainfield, Illinois*

*For the Trade of Operating Engineers  
Registered as part of the National Apprenticeship Program  
in accordance with the basic standards of apprenticeship  
established by the Secretary of Labor*



*November 9, 2002*  
Date  
*DE 008780173*  
Registration No.

*A. J. Chan*  
Secretary of Labor  
*[Signature]*  
Director, Apprenticeship Training, Employer and Labor Services

13

# REGISTERED STATES BOARD OF LABOR AND LEARNING

Office of Apprenticeship Training, Employment and Labor Services  
Bureau of Apprenticeship and Training

Chicago, & N.E. Ill. Dist. Council of Carpenters App. & Trng. Org.  
Edith Grove Village, Illinois  
For the Trade - Home Builders (Construction)

Registered as part of the National Apprenticeship Program  
in accordance with the basic standards of apprenticeship  
established by the Secretary of Labor



February 14, 2008  
Date

11017030001  
Registration No.

*[Signature]*  
Secretary of Labor  
*[Signature]*  
National Director of Apprenticeship Training, Employment and Labor Services



Illinois Department of Transportation

Affidavit of Illinois Business Office



Local Public Agency	County	Street Name/Road Name	Section Number
Village of Villa Park	DuPage	Various	22-00101-00-RS

I, John F. Healy of Elk Grove Village, Illinois,  
Name of Affiant City of Affiant State of Affiant  
 being first duly sworn upon oath, state as follows:

1. That I am the President of Arrow Road Construction Company.  
Officer or Position Bidder
2. That I have personal knowledge of the facts herein stated.
3. That, if selected under the proposal described above, Arrow Road Construction Company, will maintain a business office in the  
Bidder  
 State of Illinois, which will be located in Cook County, Illinois.  
County
4. That this business office will serve as the primary place of employment for any persons employed in the construction contemplated by this proposal.
5. That this Affidavit is given as a requirement of state law as provided in Section 30-22(8) of the Illinois Procurement Code.



Signature	Date
	9/2/22
Print Name of Affiant	
John F. Healy, President	

Notary Public

State of IL  
 County Cook

Signed (or subscribed or attested) before me on 9/2/22 by  
(date)

John F. Healy, authorized agent(s) of  
(name/s of person/s)  
Arrow Road Construction Company.  
Bidder



(SEAL)

Signature of Notary Public  
  
 My commission expires 8/23/25



**Illinois Department of Transportation**

Bureau of Construction  
2300 South Dirksen Parkway/Room 322  
Springfield, Illinois 62764

**Affidavit of Availability**  
For the Letting of 9/2/2022  
(Letting date)

**Instructions:** Complete this form by either typing or using black ink. "Authorization to Bid" will not be issued unless both sides of this form are completed in detail. Use additional forms as needed to list all work.

**Part I. Work Under Contract**

List below all work you have under contract as either a prime contractor or a subcontractor. It is required to include all pending low bids not yet awarded or rejected. In a joint venture, list only that portion of the work which is the responsibility of your company. The uncompleted dollar value is to be based upon the most recent engineer's or owners estimate, and must include work subcontracted to others. If no work is contracted, show **NONE**.

Contract Number	I-19-4458	B-7-173	60Y23	62M19	61G60	
Contract With	F.H.Paschen	CDOT	Alliance	IDOT	Martam	
Estimated Completion Date	7/15/23	7/31/2022	6/1/22	7/2/2022	180 WD	
Total Contract Price	\$ 7,339,100.98	\$ 8,048,956.74	\$ 416,022.15	\$ 871,372.98	440,923.75	Accumulated Totals
Uncompleted Dollar Value if Firm Is the Prime Contractor		\$ 8,048,956.74		\$ 871,372.98		8,920,329.72
Uncompleted Dollar Value if Firm Is the Subcontractor	\$ 4,917,197.65		\$ 416,022.15		398,775.00	5,731,994.80
<b>Total Value of All Work</b>						14,652,324.52

**Part II. Awards Pending and Uncompleted Work to be done with your own forces.**

List below the uncompleted dollar value of work for each contract and awards pending to be completed with your own forces. All work subcontracted to others will be listed on the reverse of this form. In a joint venture, list only that portion of the work to be done by your company. If no work is contracted, show **NONE**.

						Accumulated Totals
Earthwork						0.00
Portland Cement Concrete Paving						0.00
HMA Plant Mix	\$ 4,917,197.65	\$ 3,409,714.21	\$ 377,434.65	\$ 343,104.83	\$ 422,923.75	9,470,375.09
HMA Paving						0.00
Clean & Seal Cracks/Joints						0.00
Aggregate Bases & Surfaces				\$ 40,542.00		40,542.00
Highway,R.R. and Waterway Structures						0.00
Drainage						0.00
Electrical						0.00
Cover and Seal Coats						0.00
Concrete Construction						0.00
Landscaping						0.00
Fencing						0.00
Guardrail						0.00
Painting						0.00
Layout						0.00
Cold Milling, Planning & Rotomilling		\$ 697,356.68		\$ 66,211.15		763,567.83
Demolition						0.00
Pavement Markings (Paint)						0.00
Mobilization		\$ 163,000.00	\$ 35,000.00	\$ 46,000.00	\$ 18,000.00	262,000.00
Field Office		\$ 34,500.00		\$ 30,000.00		64,500.00
TC&P						0.00
<b>Totals</b>	<b>\$ 4,917,197.65</b>	<b>\$ 4,304,570.89</b>	<b>\$ 412,434.65</b>	<b>\$ 525,857.98</b>	<b>\$ 440,923.75</b>	<b>10,600,984.92</b>

Disclosure of this information is **REQUIRED** to accomplish the statutory purpose as outlined in the "Illinois Procurement Code". Failure to comply will result in non-issuance of an "Authorization To Bid." This form has been approved by the State Forms Management Center.

**Part III. Work Subcontracted to Others**

For each contract described in Part I, list all the work you have subcontracted to others.

	<b>B-7-173</b>	<b>60Y23</b>	<b>62M19</b>		
<b>Subcontractor</b>	<b>Panamerican</b>	Hard Rock	Peterson	<b>Precision Pvt Mk</b>	
<b>Type of Work</b>	PCC, Sewer, Landscaping	Saw Cutting	Soil Testing	<b>Striping</b>	
<b>Subcontract Price</b>	<b>\$ 2,638,315.25</b>	\$ 3,587.50	\$ 28,200.00	<b>\$ 38,097.50</b>	
<b>Amount Uncompleted</b>	<b>\$ 2,683,315.25</b>	\$ 3,587.50	\$ 28,200.00	<b>\$ 38,097.50</b>	
<b>Subcontractor</b>	<b>Hawk Enterprises</b>		Kreativescape	Smith Maintenance	
<b>Type of Work</b>	<b>Electric</b>		Concrete	Traffic Control	
<b>Subcontract Price</b>	<b>\$ 28,600.00</b>		\$ 150,198.20	\$ 21,478.00	
<b>Amount Uncompleted</b>	<b>\$ 28,600.00</b>		\$ 150,198.20	\$ 21,478.00	
<b>Subcontractor</b>	<b>Pro-Tack</b>		Home Town Electric		
<b>Type of Work</b>	<b>LJS</b>		Electric		
<b>Subcontract Price</b>	<b>\$ 242,637.12</b>		\$ 32,419.10		
<b>Amount Uncompleted</b>	<b>\$ 242,637.12</b>		\$ 32,419.10		
<b>Subcontractor</b>	<b>Hard Rock</b>		Artega		
<b>Type of Work</b>	<b>Saw Cutting</b>		Landscaping		
<b>Subcontract Price</b>	<b>\$ 62,190.00</b>		\$ 12,660.04		
<b>Amount Uncompleted</b>	<b>\$ 62,190.00</b>		\$ 12,660.04		
<b>Subcontractor</b>	<b>Maintenance Coatings</b>		Pro Tack		
<b>Type of Work</b>	<b>Striping</b>		LJS		
<b>Subcontract Price</b>	<b>\$ 310,504.69</b>		\$ 20,492.16		
<b>Amount Uncompleted</b>	<b>\$ 310,504.69</b>		\$ 20,492.16		
<b>Subcontractor</b>	<b>JEM Traffic Services</b>		Hard Rock		
<b>Type of Work</b>	<b>Traffic Equipment</b>		Saw Cutting		
<b>Subcontract Price</b>	<b>\$ 337,080.44</b>		\$ 4,795.00		
<b>Amount Uncompleted</b>	<b>\$ 337,080.44</b>		\$ 4,795.00		
<b>Subcontractor</b>	<b>Surface Preparation</b>		Gallaxy		
<b>Type of Work</b>	<b>Dec X Walks</b>		Sewer Work		
<b>Subcontract Price</b>	<b>\$ 80,058.35</b>		\$ 37,175.00		
<b>Amount Uncompleted</b>	<b>\$ 80,058.35</b>		\$ 37,175.00		
<b>Total Uncompleted</b>	<b>\$ 3,744,385.85</b>	<b>\$ 3,587.50</b>	<b>\$ 285,939.50</b>	<b>\$ 59,575.50</b>	<b>\$ -</b>

I, being duly sworn, do hereby declare this affidavit is a true and correct statement relating to ALL uncompleted contracts of the undersigned for Federal, State, County, City and private work, including ALL subcontract work, ALL pending low bids not yet awarded or rejected and ALL estimated completion dates

Subscribed and sworn to before me

this \_\_\_\_ day of \_\_\_\_\_, 20\_\_\_\_.

Type or Print Name	Nick Eichenold	VP/EEO
	Officer or Director	Title
Signed	<b>Nick Eichenold</b>	VP/EEOCO
Company	Arrow Road Construction Co	
Address	1445 Oakton Street	
	Elk Grove Village, IL 60007	

\_\_\_\_\_  
Notary Public

My commission expires: \_\_\_\_\_

(Notary Seal)



**Illinois Department of Transportation**

Bureau of Construction  
2300 South Dirksen Parkway/Room 322  
Springfield, Illinois 62764

**Affidavit of Availability**  
For the Letting of 9/2/2022

(Letting date)

**Instructions:** Complete this form by either typing or using black ink. "Authorization to Bid" will not be issued unless both sides of this form are completed in detail. Use additional forms as needed to list all work.

**Part I. Work Under Contract**

List below all work you have under contract as either a prime contractor or a subcontractor. It is required to include all pending low bids not yet awarded or rejected. In a joint venture, list only that portion of the work which is the responsibility of your company. The uncompleted dollar value is to be based upon the most recent engineer's or owners estimate, and must include work subcontracted to others. If no work is contracted, show **NONE**.

Contract Number	62N52		61H27	62F39	NA	
Contract With	IDOT		Pirtano	Martam	DiMeo Bros	
Estimated Completion Date	8/1/2022		9/30/2022	8/1/2022	12/15/21	
Total Contract Price	\$ 2,384,740.22		1,157,231.05	613,285.40	295,554.48	Accumulated Totals
Uncompleted Dollar Value if Firm is the Prime Contractor	\$ 2,384,740.22				295,554.48	11,600,624.42
Uncompleted Dollar Value if Firm is the Subcontractor			1,157,231.05	613,285.40		7,502,511.25
<b>Total Value of All Work</b>						19,103,135.67

**Part II. Awards Pending and Uncompleted Work to be done with your own forces.**

List below the uncompleted dollar value of work for each contract and awards pending to be completed with your own forces. All work subcontracted to others will be listed on the reverse of this form. In a joint venture, list only that portion of the work to be done by your company. If no work is contracted, show **NONE**.

						Accumulated Totals
Earthwork						\$ -
Portland Cement Concrete Paving						\$ -
HMA Plant Mix	\$ 1,582,803.62		\$ 1,096,586.05	\$ 584,604.17	\$ 269,172.98	\$ 13,003,541.91
HMA Paving						\$ -
Clean & Seal Cracks/Joints						\$ -
Aggregate Bases & Surfaces	\$ 4,800.00					\$ 45,342.00
Highway,R.R. and Waterway Structures						\$ -
Drainage						\$ -
Electrical						\$ -
Cover and Seal Coats						\$ -
Concrete Construction						\$ -
Landscaping						\$ -
Fencing						\$ -
Guardrail						\$ -
Painting						\$ -
Signng						\$ -
Cold Milling, Planning & Rotomilling	\$ 190,384.65		\$ 60,645.00		\$ 26,381.50	\$ 1,040,978.98
Demolition						\$ -
Pavement Markings (Paint)						\$ -
Mobilization	\$ 18,200.00					\$ 280,200.00
Field Office						\$ 64,500.00
TC&P						\$ -
<b>Totals</b>	<b>\$ 1,796,188.27</b>	<b>\$ -</b>	<b>\$ 1,157,231.05</b>	<b>\$ 584,604.17</b>	<b>\$ 295,554.48</b>	<b>\$ 14,434,562.89</b>

Disclosure of this information is **REQUIRED** to accomplish the statutory purpose as outlined in the "Illinois Procurement Code". Failure to comply will result in non-issuance of an "Authorization To Bid." This form has been approved by the State Forms Management Center.

**Part III. Work Subcontracted to Others**

For each contract described in Part I, list all the work you have subcontracted to others.

	62N52		62F39		
Subcontractor	Peterson	Galaxy	Pro Tack		
Type of Work	Soil Testing	Sewer	LJS		
Subcontract Price	\$ 20,925.00	\$ 225,025.00	\$ 28,681.23		
Amount Uncompleted	\$ 20,925.00	\$ 225,025.00	\$ 28,681.23		
Subcontractor	ABI Concrete	Superior			
Type of Work	Concrete	Striping			
Subcontract Price	\$ 136,710.00	\$ 71,556.45			
Amount Uncompleted	\$ 136,710.00	\$ 41,556.45			
Subcontractor	Hawk Enterprises	Smith Maintenance			
Type of Work	Electric	Traffic			
Subcontract Price	\$ 71,419.30	\$ 19,129.20			
Amount Uncompleted	\$ 71,419.30	\$ 19,129.20			
Subcontractor	Midwest Fence				
Type of Work	Guardrail				
Subcontract Price	\$ 18,150.00				
Amount Uncompleted	\$ 18,150.00				
Subcontractor	Sincere Landscaping				
Type of Work	Landscaping				
Subcontract Price	\$ 6,552.00				
Amount Uncompleted	\$ 6,552.00				
Subcontractor	Pro-Tack				
Type of Work	LJS				
Subcontract Price	\$ 41,420.00				
Amount Uncompleted	\$ 41,420.00				
Subcontractor	Hardrock				
Type of Work	Saw Cutting				
Subcontract Price	\$ 7,665.00				
Amount Uncompleted	\$ 7,665.00				
<b>Total Uncompleted</b>	<b>\$ 302,841.30</b>	<b>\$ 285,710.65</b>	<b>\$ 28,681.23</b>	<b>\$ -</b>	<b>\$ -</b>

I, being duly sworn, do hereby declare this affidavit is a true and correct statement relating to ALL uncompleted contracts of the undersigned for Federal, State, County, City and private work, including ALL subcontract work, ALL pending low bids not yet awarded or rejected and ALL estimated completion dates

Subscribed and sworn to before me

this \_\_\_\_ day of \_\_\_\_\_, 20 \_\_\_\_.

Type or Print Name Nick Eichenold 0 VP/EEO  
Officer or Director Title

\_\_\_\_\_  
Notary Public

Signed Nick Eichenold VP/EEOCO

My commission expires: \_\_\_\_\_

Company Arrow Road Construction Co

(Notary Seal)

Address 1445 Oakton Street

Elk Grove Village, IL 60007



**Illinois Department of Transportation**

Bureau of Construction  
2300 South Dirksen Parkway/Room 322  
Springfield, Illinois 62764

**Affidavit of Availability**  
For the Letting of 9/2/2022

(Letting date)

**Instructions:** Complete this form by either typing or using black ink. "Authorization to Bid" will not be issued unless both sides of this form are completed in detail. Use additional forms as needed to list all work.

**Part I. Work Under Contract**

List below all work you have under contract as either a prime contractor or a subcontractor. It is required to include all pending low bids not yet awarded or rejected. In a joint venture, list only that portion of the work which is the responsibility of your company. The uncompleted dollar value is to be based upon the most recent engineer's or owners estimate, and must include work subcontracted to others. If no work is contracted, show **NONE**.

<b>Contract Number</b>	2115-10272		62P18		61H37	
<b>Contract With</b>	Cook County		<b>IDOT</b>		IDOT	
<b>Estimated Completion Date</b>	<b>11/21/22</b>		<b>8/1/22</b>		6/1/22	
<b>Total Contract Price</b>	\$ 13,470,383.32		\$ 5,762,151.41		\$ 316,706.67	Accumulated Totals
<b>Uncompleted Dollar Value if Firm is the Prime Contractor</b>	\$ 13,470,383.32		\$ 5,762,151.41		\$ 316,706.67	31,149,865.82
<b>Uncompleted Dollar Value if Firm is the Subcontractor</b>						7,502,511.25
<b>Total Value of All Work</b>						<b>38,652,377.07</b>

**Part II. Awards Pending and Uncompleted Work to be done with your own forces.**

List below the uncompleted dollar value of work for each contract and awards pending to be completed with your own forces. All work subcontracted to others will be listed on the reverse of this form. In a joint venture, list only that portion of the work to be done by your company. If no work is contracted, show **NONE**.

					<b>Accumulated Totals</b>
Earthwork					0.00
Portland Cement Concrete Paving					0.00
HMA Plant Mix	\$ 5,927,024.13		\$ 3,623,815.77	\$ 162,691.17	22,717,072.98
HMA Paving					0.00
Clean & Seal Cracks/Joints					0.00
Aggregate Bases & Surfaces					45,342.00
Highway,R.R. and Waterway Structures					0.00
Drainage					0.00
Electrical					0.00
Cover and Seal Coats					0.00
Concrete Construction					0.00
Landscaping					0.00
Short Term Pavement Marking					0.00
Guardrail					0.00
Layout					0.00
Signing					0.00
Cold Milling, Planning & Rotomilling	\$ 534,024.80		\$ 605,067.50	\$ 17,158.10	2,197,229.38
Demolition					0.00
Pavement Markings (Paint)					0.00
Mobilization			\$ 269,000.00	\$ 6,000.00	555,200.00
Field Office	\$ 45,000.00		\$ 30,000.00		139,500.00
TC&P					0.00
<b>Totals</b>	<b>6,506,048.93</b>	<b>0.00</b>	<b>4,527,883.27</b>	<b>0.00</b>	<b>25,654,344.36</b>

Disclosure of this information is **REQUIRED** to accomplish the statutory purpose as outlined in the "Illinois Procurement Code". Failure to comply will result in non-issuance of an "Authorization To Bid." This form has been approved by the State Forms Management Center.

**Part III. Work Subcontracted to Others**

For each contract described in Part I, list all the work you have subcontracted to others.

Subcontractor	Acura, Inc.	Galaxy Underground	ABI Construction	Sincere	ABI Construction
Type of Work	Concrete	Sewer	Concrete	Landscaping	Concrete
Subcontract Price	\$ 3,564,399.25	\$ 481,257.00	\$ 374,917.00	\$ 12,856.00	\$ 73,760.00
Amount Uncompleted	\$ 3,564,399.25	\$ 481,257.00	\$ 374,917.00	\$ 12,856.00	\$ 73,760.00
Subcontractor	Peterson Environmental	Veterans Vac	Galaxy Underground	Peterson Environmental	Galaxy Underground
Type of Work	Soil Testing	Sewer Cleaning	Sewer	Soil Testing	Sewer
Subcontract Price	\$ 92,250.00	\$ 424,678.48	\$ 294,545.00	\$ 11,125.00	\$ 17,775.00
Amount Uncompleted	\$ 92,250.00	\$ 424,678.48	\$ 294,545.00	\$ 11,125.00	\$ 17,775.00
Subcontractor	H&H Electric	Maintenance Coatings	H&H Electric		Smith Maintenance
Type of Work	Electric	Striping	Electric		Traffic
Subcontract Price	\$ 664,631.08	\$ 273,277.76	\$ 178,911.60		\$ 5,137.00
Amount Uncompleted	\$ 664,631.08	\$ 273,277.76	\$ 178,911.60		\$ 5,137.00
Subcontractor	Oro Stone	TCP	Superior Road Striping		Superior Striping
Type of Work	Landscaping	Traffic	Striping		Striping
Subcontract Price	\$ 91,932.64	\$ 451,566.50	\$ 132,951.50		\$ 9,707.50
Amount Uncompleted	\$ 91,932.64	\$ 451,566.50	\$ 132,951.50		\$ 9,707.50
Subcontractor	Steffner & Assoc.		Pro Tack		Peterson Environmental
Type of Work	Layout		LJS		Soil Testing
Subcontract Price	\$ 57,465.00		\$ 103,852.84		\$ 10,175.00
Amount Uncompleted	\$ 57,465.00		\$ 103,852.84		\$ 10,175.00
Subcontractor	Pro Tack		J.A.C.K. Construction		Road Fabrics
Type of Work	LJS		Sewer Cleaning		LJS
Subcontract Price	\$ 336,785.28		\$ 86,180.00		\$ 7,767.90
Amount Uncompleted	\$ 336,785.28		\$ 86,180.00		\$ 7,767.90
Subcontractor	A-Lamp Contractors		Smith Maintenance		McGinty
Type of Work	PCC Milling		Traffic		Landscaping
Subcontract Price	\$ 526,091.40		\$ 38,929.20		\$ 6,535.00
Amount Uncompleted	\$ 526,091.40		\$ 38,929.20		\$ 6,535.00
<b>Total Uncompleted</b>	<b>\$ 5,333,554.65</b>	<b>\$ 1,630,779.74</b>	<b>\$ 1,210,287.14</b>	<b>\$ 23,981.00</b>	<b>\$ 130,857.40</b>

I, being duly sworn, do hereby declare this affidavit is a true and correct statement relating to ALL uncompleted contracts of the undersigned for Federal, State, County, City and private work, including ALL subcontract work, ALL pending low bids not yet awarded or rejected and ALL estimated completion dates

Subscribed and sworn to before me

this \_\_\_\_ day of \_\_\_\_\_, 20\_\_\_\_.

	Type or Print Name	Nick Eichenold	0	VP/EEO
Notary Public		Officer or Director		Title
	Signed	<b>Nick Eichenold</b>		VP/EEOCO
My commission expires: _____	Company	Arrow Road Construction Co		
(Notary Seal)	Address	1445 Oakton Street		
		Elk Grove Village, IL 60007		



**Illinois Department of Transportation**

Bureau of Construction  
2300 South Dirksen Parkway/Room 322  
Springfield, Illinois 62764

**Affidavit of Availability  
For the Letting of** 9/2/2022

(Letting date)

**Instructions:** Complete this form by either typing or using black ink. "Authorization to Bid" will not be issued unless both sides of this form are completed in detail. Use additional forms as needed to list all work.

**Part I. Work Under Contract**

List below all work you have under contract as either a prime contractor or a subcontractor. It is required to include all pending low bids not yet awarded or rejected. In a joint venture, list only that portion of the work which is the responsibility of your company. The uncompleted dollar value is to be based upon the most recent engineer's or owners estimate, and must include work subcontracted to others. If no work is contracted, show **NONE**.

Contract Number	NA	2201-006	22-00000-02-GM	2022 FLEX PROJ	NA	
Contract With	Palatine 2022 MFT	Crystal Lake	Park Ridge	Carol Stream	Mt. Prospect	
Estimated Completion Date	6/1/22	8/31/22	8/12/22	8/26/22	9/30/22	
Total Contract Price	\$ 2,758,758.00	\$ 1,462,596.74	\$ 918,513.00	\$ 2,444,495.50	\$ 5,575,499.20	Accumulated Totals
Uncompleted Dollar Value if Firm is the Prime Contractor	\$ 2,758,758.00	\$ 1,462,596.74	\$ 918,513.00	\$ 2,444,495.50	\$ 5,575,499.20	44,309,728.26
Uncompleted Dollar Value if Firm is the Subcontractor						7,502,511.25
<b>Total Value of All Work</b>						<b>51,812,239.51</b>

**Part II. Awards Pending and Uncompleted Work to be done with your own forces.**

List below the uncompleted dollar value of work for each contract and awards pending to be completed with your own forces. All work subcontracted to others will be listed on the reverse of this form. In a joint venture, list only that portion of the work to be done by your company. If no work is contracted, show **NONE**.

						Accumulated Totals
Earthwork		\$ 6,864.00		\$ 9,702.00		\$ 16,566.00
Portland Cement Concrete Paving						\$ -
HMA Plant Mix	\$ 1,353,161.90	\$ 1,187,029.32	\$ 549,223.65	\$ 1,374,367.84	\$ 2,204,798.35	\$ 29,385,654.04
HMA Paving						\$ -
Clean & Seal Cracks/Joints						\$ -
Aggregate Bases & Surfaces		\$ 29,249.72				\$ 74,591.72
Highway,R.R. and Waterway Structures						\$ -
Drainage						\$ -
Electrical						\$ -
Cover and Seal Coats						\$ -
Concrete Construction						\$ -
Landscaping						\$ -
Fencing						\$ -
Traffic						\$ -
Layout						\$ -
Signing						\$ -
Cold Milling, Planning & Rotomilling	\$ 252,852.60	\$ 154,468.40	\$ 82,850.40	\$ 141,424.50	\$ 187,067.65	\$ 3,015,892.93
Demolition						\$ -
Pavement Markings (Paint)						\$ -
Mobilization						\$ 555,200.00
Field Trailer						\$ 139,500.00
Trainees						\$ -
<b>Totals</b>	<b>\$ 1,606,014.50</b>	<b>\$ 1,377,611.44</b>	<b>\$ 632,074.05</b>	<b>\$ 1,525,494.34</b>	<b>\$ 2,391,866.00</b>	<b>\$ 33,187,404.69</b>

Disclosure of this information is **REQUIRED** to accomplish the statutory purpose as outlined in the "Illinois Procurement Code". Failure to comply will result in non-issuance of an "Authorization To Bid." This form has been approved by the State Forms Management Center.

**Part III. Work Subcontracted to Others**

For each contract described in Part I, list all the work you have subcontracted to others.

<b>Subcontractor</b>	Lampignano & Son	Chadwick	Lampignano	Suburban	Lampignano
<b>Type of Work</b>	PCC/Landscape	Concrete	Concrete	Concrete	Concrete
<b>Subcontract Price</b>	\$ 990,524.25	\$ 7,200.00	\$ 177,305.40	\$ 777,280.00	\$ 2,916,497.70
<b>Amount Uncompleted</b>	\$ 450,000.00	\$ 7,200.00	\$ 177,305.40	\$ 777,280.00	\$ 2,916,497.70
<b>Subcontractor</b>	DeVinci	Ganzizno Sewer	Galaxy Underground	DeVinci	Devinci
<b>Type of Work</b>	Sewer	Sewer	Sewer	Sewer	Sewer
<b>Subcontract Price</b>	\$ 129,560.00	\$ 42,400.00	\$ 92,000.00	\$ 121,975.00	\$ 199,994.00
<b>Amount Uncompleted</b>	\$ 88,000.00	\$ 42,400.00	\$ 92,000.00	\$ 121,975.00	\$ 199,994.00
<b>Subcontractor</b>	Maintenance Coatings	Superior Striping	Precision Striping	JE Landworks	Superior
<b>Type of Work</b>	Striping	Striping	Striping	Landscaping	Striping
<b>Subcontract Price</b>	\$ 14,659.25	\$ 28,482.30	\$ 6,131.55	\$ 5,098.31	\$ 36,139.50
<b>Amount Uncompleted</b>	\$ 14,659.25	\$ 28,482.30	\$ 6,131.55	\$ 5,098.31	\$ 36,139.50
<b>Subcontractor</b>	TCP	TCP	TCP	Superior Road Striping	TCP
<b>Type of Work</b>	Traffic	Traffic	Traffic	Striping	Traffic
<b>Subcontract Price</b>	\$ 18,000.00	\$ 6,903.00	\$ 11,002.00	\$ 8,449.85	\$ 31,002.00
<b>Amount Uncompleted</b>	\$ 18,000.00	\$ 6,903.00	\$ 11,002.00	\$ 8,449.85	\$ 31,002.00
<b>Subcontractor</b>				TCP	
<b>Type of Work</b>				Traffic	
<b>Subcontract Price</b>				\$ 15,900.00	
<b>Amount Uncompleted</b>				\$ 15,900.00	
<b>Subcontractor</b>					
<b>Type of Work</b>					
<b>Subcontract Price</b>					
<b>Amount Uncompleted</b>					
<b>Subcontractor</b>					
<b>Type of Work</b>					
<b>Subcontract Price</b>					
<b>Amount Uncompleted</b>					
<b>Total Uncompleted</b>	<b>\$ 570,659.25</b>	<b>\$ 84,985.30</b>	<b>\$ 286,438.95</b>	<b>\$ 928,703.16</b>	<b>\$ 3,183,633.20</b>

I, being duly sworn, do hereby declare this affidavit is a true and correct statement relating to ALL uncompleted contracts of the undersigned for Federal, State, County, City and private work, including ALL subcontract work, ALL pending low bids not yet awarded or rejected and ALL estimated completion dates

Subscribed and sworn to before me

this \_\_\_\_ day of \_\_\_\_\_, 20 \_\_\_\_.

Type or Print Name Nick Eichenold 0 VP/EEO  
Officer or Director Title

\_\_\_\_\_  
Notary Public

Signed

My commission expires: \_\_\_\_\_

Company Arrow Road Construction Co

(Notary Seal)

Address 1445 Oakton Street

Elk Grove Village, IL 60007



Bureau of Construction  
 2300 South Dirksen Parkway/Room 322  
 Springfield, Illinois 62764

**Instructions:** Complete this form by either typing or using black ink. "Authorization to Bid" will not be issued unless both sides of this form are completed in detail. Use additional forms as needed to list all work.

**Part I. Work Under Contract**

List below all work you have under contract as either a prime contractor or a subcontractor. It is required to include all pending low bids not yet awarded or rejected. In a joint venture, list only that portion of the work which is the responsibility of your company. The uncompleted dollar value is to be based upon the most recent engineer's or owners estimate, and must include work subcontracted to others. If no work is contracted, show **NONE**.

<b>Contract Number</b>	Contract 2	NA			
<b>Contract With</b>	Schaumburg	Barrington			
<b>Estimated Completion Date</b>	11/4/22	6/10/22			
<b>Total Contract Price</b>	\$ 6,848,626.35	\$ 879,267.90			<b>Accumulated Totals</b>
<b>Uncompleted Dollar Value if Firm is the Prime Contractor</b>	\$ 6,848,626.35	\$ 879,267.90			52,037,622.51
<b>Uncompleted Dollar Value if Firm is the Subcontractor</b>					7,502,511.25
<b>Total Value of All Work</b>					<b>59,540,133.76</b>

**Part II. Awards Pending and Uncompleted Work to be done with your own forces.**

List below the uncompleted dollar value of work for each contract and awards pending to be completed with your own forces. All work subcontracted to others will be listed on the reverse of this form. In a joint venture, list only that portion of the work to be done by your company. If no work is contracted, show **NONE**.

						<b>Accumulated Totals</b>
<b>Earthwork</b>	9,180.00	32,785.00				58,531.00
<b>Portland Cement Concrete Paving</b>						0.00
<b>HMA Plant Mix</b>	2,932,437.35	485,169.40				32,803,260.79
<b>HMA Paving</b>						0.00
<b>Clean &amp; Seal Cracks/Joints</b>						0.00
<b>Aggregate Bases &amp; Surfaces</b>	287,385.35	57,732.00				419,709.07
<b>Highway,R.R. and Waterway Structures</b>						0.00
<b>Drainage</b>						0.00
<b>Electrical</b>						0.00
<b>Cover and Seal Coats</b>						0.00
<b>Concrete Construction</b>						0.00
<b>Landscaping</b>						0.00
<b>Fencing</b>						0.00
<b>Guardrail</b>						0.00
<b>Painting</b>						0.00
<b>Testing</b>						0.00
<b>Cold Milling, Planning &amp; Rotomilling</b>	771,078.30	35,071.50				3,822,042.73
<b>Textura Fee's</b>						0.00
<b>Pavement Markings (Paint)</b>						0.00
<b>Other Construction (List)</b>						555,200.00
<b>Field Office</b>						139,500.00
<b>Mobilization</b>						0.00
<b>Totals</b>	<b>4,000,081.00</b>	<b>610,757.90</b>	<b>0.00</b>	<b>0.00</b>	<b>0.00</b>	<b>37,798,243.59</b>

Disclosure of this information is **REQUIRED** to accomplish the statutory purpose as outlined in the "Illinois Procurement Code". Failure to comply will result in non-issuance of an "Authorization To Bid." This form has been approved by the State Forms Management Center.

**Part III. Work Subcontracted to Others**

For each contract described in Part I, list all the work you have subcontracted to others.

					<b>Awards Pending</b>
<b>Subcontractor</b>	<b>Lampignano</b>	<b>Schroeder</b>			
<b>Type of Work</b>	<b>Concrete</b>	<b>Concrete</b>			
<b>Subcontract Price</b>	<b>\$ 2,130,520.60</b>	<b>\$ 192,290.00</b>			
<b>Amount Uncompleted</b>	<b>\$ 2,130,520.60</b>	<b>\$ 192,290.00</b>			
<b>Subcontractor</b>	<b>SKC Const.</b>	<b>Galaxy</b>			
<b>Type of Work</b>	<b>Seal Coat/Crack Fill</b>	<b>Sewer</b>			
<b>Subcontract Price</b>	<b>\$ 154,443.45</b>	<b>\$ 55,920.00</b>			
<b>Amount Uncompleted</b>	<b>\$ 154,443.45</b>	<b>\$ 55,920.00</b>			
<b>Subcontractor</b>	<b>Hawk Enterprises</b>	<b>Oro Stone</b>			
<b>Type of Work</b>	<b>Electric</b>	<b>Landscaping</b>			
<b>Subcontract Price</b>	<b>\$ 7,900.00</b>	<b>\$ 7,360.00</b>			
<b>Amount Uncompleted</b>	<b>\$ 7,900.00</b>	<b>\$ 7,360.00</b>			
<b>Subcontractor</b>	<b>Maintenance Coatings</b>	<b>Precision</b>			
<b>Type of Work</b>	<b>Striping</b>	<b>Striping</b>			
<b>Subcontract Price</b>	<b>\$ 27,389.76</b>	<b>\$ 12,940.00</b>			
<b>Amount Uncompleted</b>	<b>\$ 27,389.76</b>	<b>\$ 12,940.00</b>			
<b>Subcontractor</b>	<b>CAM, LLC</b>	<b>TCP</b>			
<b>Type of Work</b>	<b>Rejuvenator</b>	<b>Traffic</b>			
<b>Subcontract Price</b>	<b>\$ 181,916.54</b>	<b>\$ 7,000.00</b>			
<b>Amount Uncompleted</b>	<b>\$ 181,916.54</b>				
<b>Subcontractor</b>	<b>Devinci</b>				
<b>Type of Work</b>	<b>Sewer</b>				
<b>Subcontract Price</b>	<b>\$ 289,975.00</b>				
<b>Amount Uncompleted</b>	<b>\$ 289,975.00</b>				
<b>Subcontractor</b>	<b>TCP</b>				
<b>Type of Work</b>	<b>Traffic</b>				
<b>Subcontract Price</b>	<b>\$ 56,400.00</b>				
<b>Amount Uncompleted</b>	<b>\$ 56,400.00</b>				
<b>Total Uncompleted</b>	<b>\$ 2,848,545.35</b>	<b>\$ 268,510.00</b>	<b>\$ -</b>	<b>\$ -</b>	<b>\$ -</b>

I, being duly sworn, do hereby declare this affidavit is a true and correct statement relating to ALL uncompleted contracts of the undersigned for Federal, State, County, City and private work, including ALL subcontract work, ALL pending low bids not yet awarded or rejected and ALL estimated completion dates

Subscribed and sworn to before me

this \_\_\_\_ day of \_\_\_\_\_, 20\_\_\_\_.

Type or Print Name      Nick Eichenold      0      VP/EEO  
 Officer or Director      Title

\_\_\_\_\_  
 Notary Public

Signed

My commission expires: \_\_\_\_\_

Company      Arrow Road Construction Co

(Notary Seal)

Address      1445 Oakton Street

Elk Grove Village, IL 60007



**Illinois Department of Transportation**

Bureau of Construction  
2300 South Dirksen Parkway/Room 322  
Springfield, Illinois 62764

**Affidavit of Availability**  
For the Letting of 9/2/2022  
(Letting date)

**Instructions:** Complete this form by either typing or using black ink. "Authorization to Bid" will not be issued unless both sides of this form are completed in detail. Use additional forms as needed to list all work.

**Part I. Work Under Contract**

List below all work you have under contract as either a prime contractor or a subcontractor. It is required to include all pending low bids not yet awarded or rejected. In a joint venture, list only that portion of the work which is the responsibility of your company. The uncompleted dollar value is to be based upon the most recent engineer's or owners estimate, and must include work subcontracted to others. If no work is contracted, show **NONE**.

<b>Contract Number</b>						
<b>Contract With</b>						
<b>Estimated Completion Date</b>						
<b>Total Contract Price</b>						<b>Accumulated Totals</b>
<b>Uncompleted Dollar Value if Firm is the Prime Contractor</b>						52,037,622.51
<b>Uncompleted Dollar Value if Firm is the Subcontractor</b>						7,502,511.25
<b>Total Value of All Work</b>						<b>59,540,133.76</b>

**Part II. Awards Pending and Uncompleted Work to be done with your own forces.**

List below the uncompleted dollar value of work for each contract and awards pending to be completed with your own forces. All work subcontracted to others will be listed on the reverse of this form. In a joint venture, list only that portion of the work to be done by your company. If no work is contracted, show **NONE**.

						<b>Accumulated Totals</b>
<b>Earthwork</b>						58,531.00
<b>Portland Cement Concrete Paving</b>						0.00
<b>HMA Plant Mix</b>						32,803,260.79
<b>HMA Paving</b>						0.00
<b>Clean &amp; Seal Cracks/Joints</b>						0.00
<b>Aggregate Bases &amp; Surfaces</b>						419,709.07
<b>Highway, R.R. and Waterway Structures</b>						0.00
<b>Drainage</b>						0.00
<b>Electrical</b>						0.00
<b>Cover and Seal Coats</b>						0.00
<b>Concrete Construction</b>						0.00
<b>Landscaping</b>						0.00
<b>Fencing</b>						0.00
<b>Guardrail</b>						0.00
<b>Traffic</b>						0.00
<b>Testing</b>						0.00
<b>Cold Milling, Planning &amp; Rotomilling</b>						3,822,042.73
<b>Textura Fee's</b>						0.00
<b>Pavement Markings (Paint)</b>						0.00
<b>Other Construction (List)</b>						555,200.00
<b>Field Office</b>						139,500.00
<b>Mobilization</b>						0.00
<b>Totals</b>	<b>0.00</b>	<b>0.00</b>	<b>0.00</b>	<b>0.00</b>	<b>0.00</b>	<b>37,798,243.59</b>

Disclosure of this information is **REQUIRED** to accomplish the statutory purpose as outlined in the "Illinois Procurement Code". Failure to comply will result in non-issuance of an "Authorization To Bid." This form has been approved by the State Forms Management Center.



For each contract described in Part I, list all the work you have subcontracted to others.

					<b>cont.</b>
<b>Subcontractor</b>					
<b>Type of Work</b>					
<b>Subcontract Price</b>					
<b>Amount Uncompleted</b>					
<b>Subcontractor</b>					
<b>Type of Work</b>					
<b>Subcontract Price</b>					
<b>Amount Uncompleted</b>					
<b>Subcontractor</b>					
<b>Type of Work</b>					
<b>Subcontract Price</b>					
<b>Amount Uncompleted</b>					
<b>Subcontractor</b>					
<b>Type of Work</b>					
<b>Subcontract Price</b>					
<b>Amount Uncompleted</b>					
<b>Subcontractor</b>					
<b>Type of Work</b>					
<b>Subcontract Price</b>					
<b>Amount Uncompleted</b>					
<b>Subcontractor</b>					
<b>Type of Work</b>					
<b>Subcontract Price</b>					
<b>Amount Uncompleted</b>					
<b>Subcontractor</b>					
<b>Type of Work</b>					
<b>Subcontract Price</b>					
<b>Amount Uncompleted</b>					
<b>Subcontractor</b>					
<b>Type of Work</b>					
<b>Subcontract Price</b>					
<b>Amount Uncompleted</b>					
<b>Subcontractor</b>					
<b>Type of Work</b>					
<b>Subcontract Price</b>					
<b>Amount Uncompleted</b>					
<b>Total Uncompleted</b>	\$ -	\$ -	\$ -	\$ -	\$ -

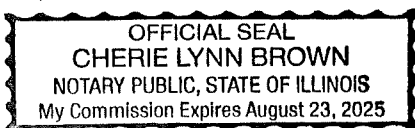
I, being duly sworn, do hereby declare this affidavit is a true and correct statement relating to ALL uncompleted contracts of the undersigned for Federal, State, County, City and private work, including ALL subcontract work, ALL pending low bids not yet awarded or rejected and ALL estimated completion dates subscribed and sworn to before me

this 6th day of September, 2022.

Cherie Lynn Brown  
Notary Public

My commission expires: 8/23/25

(Notary Seal)



Type or Print Name Nick Eichenold VP/EEO  
Officer or Director Title

Signed Nick Eichenold

Company Arrow Road Construction Co

Address 1445 Oakton Street

Elk Grove Village, IL 60007

**OWNER COPY**

**CONTRACT**

CONTRACTOR COPY

CONTRACT



Illinois Department of Transportation

Local Public Agency Formal Contract



Contractor's Name

Arrow Road Construction Company

Contractor's Address

1445 Oakton Street

City

Elk Grove Village

State

IL

Zip Code

60007

STATE OF ILLINOIS

Local Public Agency

Village of Villa Park

County

DuPage

Section Number

22-00101-00-RS

Street Name/Road Name

Various

Type of Funds

Rebuild Illinois Bond

CONTRACT BOND (when required)

For a County and Road District Project

Submitted/Approved

Highway Commissioner Signature

Date

[Signature Box]

[Date Box]

Submitted/Approved

County Engineer/Superintendent of Highways

Date

[Signature Box]

[Date Box]

For a Municipal Project

Submitted/Approved/Passed

Signature

Date

[Signature]

10-03-2022

Official Title

Assistant Village Engineer

Department of Transportation

Concurrence in approval of award

Regional Engineer Signature

Date

[Signature]

10/6/2022



10/03/2022

[Signature]

**OWNER COPY**

**CONTRACT**

Local Public Agency	Local Street/Road Name	County	Section Number
Village of Villa Park	Various	DuPage	22-00101-00-RS

- THIS AGREEMENT, made and concluded the \_\_\_\_\_ day of \_\_\_\_\_ between the Village of Villa Park, known as the party of the first part, and Arrow Road Construction Company, its successor, and assigns, known as the party of the second part.
- For and in consideration of the payments and agreements mentioned in the Proposal hereto attached, to be made and performed by the party of the first part, and according to the terms expressed in the Bond referring this contract, the party of the second part agrees with said party of the first part, at its own proper cost and expense, to do all the work, furnish all materials and all labor necessary to complete the work in accordance with the plans and specifications hereinafter described, and in full compliance with all of the terms of this contract.
- It is also understood and agreed that the LPA Formal Contract Proposal, Special Provisions, Affidavit of Illinois Business Office, Apprenticeship or Training Program Certification, and Contract Bond hereto attached, and the Plans for Section 22-00101-00-RS in Village of Villa Park, approved by the Illinois Department of Transportation on \_\_\_\_\_, are essential documents of this contract and are a part hereof.
- IN WITNESS WHEREOF, the said parties have executed this contract on the date above mentioned.

Attest: The Village of Villa Park  
Local Public Agency Type Name of Local Public Agency

Clerk	Date
<i>[Signature]</i>	9/28/2022

(SEAL)



(SEAL)



Attest:

Secretary John F. Healy, Jr.	Date
<i>[Signature]</i>	9/20/22

(SEAL)

Party of the First Part	Date
By: <i>[Signature]</i>	9/28/2022

(If a Corporation)

Corporate Name  
 Arrow Road Construction Company

President, Party of the Second Part	Date
By: <i>[Signature]</i>	9/20/22

John F. Healy, President  
(If a Limited Liability Corporation)

LLC Name  
 \_\_\_\_\_

Manager or Authorized Member, Party of the Second Part  
 By: \_\_\_\_\_

(If a Partnership)

Partner	Date
_____	_____

Partner	Date
_____	_____

Partners doing Business under the firm name of  
 Party of the Second Part

\_\_\_\_\_

(If an individual)

Party of the Second Part	Date
_____	_____



Illinois Department of Transportation

Contract Bond



Bond #107693440

Local Public Agency	County	Street Name/Road Name	Section Number
Village of Villa Park	DuPage	Various	22-00101-00-RS

Bond information to be returned to Local Public Agency at 20 S. Ardmore Avenue Villa Park, IL 60181  
Complete Address

We, Arrow Road Construction Company, 1445 Oakton Street, Elk Grove Village, IL 60007  
Contractor's Name and Address

a/an Corporation organized under the laws of the State of Delaware as PRINCIPAL, and  
State

Travelers Casualty and Surety Company of America, One Tower Square, Hartford, CT 06183  
Surety Name and Address

as SURETY, are held and firmly bound unto the above Local Public Agency (thereafter referred to as "LPA") in the penal sum of  
Three Hundred Seventy-One Thousand Seven Hundred Twenty-Seven & 21/100\*\*

Dollars ( \$ 371,727.21 ) lawful money of the United States, to be paid to said LPA, the payment of which we bind ourselves,  
successors and assigns jointly to pay to the LPA this sum under the conditions of this instrument.

WHEREAS, THE CONDITION OF THE FOREGOING OBLIGATION IS SUCH that the said Principal has entered into a written contract with the LPA acting through its awarding authority for the construction of work on the above sections, which contract is hereby referred to and made a part hereof, as if written herein at length, and whereby the said Principal has promised and agreed to perform said work in accordance with the terms of said contract, and has promised to pay all sums of money due for any labor, materials, apparatus, fixtures or machinery furnished to such Principal for the purpose of performing such work and has further agreed to pay all direct and indirect damages to any person, firm, company or corporation to whom any money may be due from the Principal, subcontractor or otherwise for any such labor, materials, apparatus, fixtures or machinery so furnished and that suit may be maintained on such bond by any such person, firm, company or corporation for the recovery of any such money.

NOW, THEREFORE, if the said Principal shall perform said work in accordance with the terms of said contract, and shall pay all sums of money due or to become due for any labor, materials, apparatus, fixtures or machinery furnished to it for the purpose of constructing such work, and shall commence and complete the work within the time prescribed in said contract, and shall pay and discharge all damages, direct and indirect, that may be suffered or sustained on account of such work during the time of the performance thereof and until the said work shall have been accepted, and shall hold the LPA and its awarding authority harmless on account of any such damages and shall in all respects fully and faithfully comply with all the provisions, conditions and requirements of said contract, then this obligation shall be void; otherwise it shall remain in full force and effect.

IN TESTIMONY WHEREOF, the said PRINCIPAL and the said SURETY have caused this instrument to be signed by their respective agents this 20th day of September, 2022  
Day Month and Year



PRINCIPAL

Company Name

By John F. Healy, President  
 Signature & Title Date  
 9/20/22

Attest John F. Healy, Jr., Secretary  
 Signature & Title Date  
 9/20/22

Company Name

By  
 Signature & Title Date

Attest  
 Signature & Title Date

(If PRINCIPAL is a joint venture of two or more contractors, the company names and authorized signature of each contractor must be affixed.)

**OWNER COPY**

**CONTRACT**

STATE OF IL  
COUNTY OF Cook

I, Cherie Lynn Brown, a Notary Public in and for said county, do hereby certify that  
Notary Name

John F. Healy and John F. Healy, Jr.

Insert name of Individuals signing on behalf of PRINCIPAL

who is/are each personally known to me to be the same person(s) whose name(s) is/are subscribed to the foregoing instrument on behalf of PRINCIPAL, appeared before me this day in person and acknowledged respectively, that he/she/they signed and delivered said instrument freely and voluntarily for the uses and purposes therein set forth.

Given under my hand and notarial seal this 20th day of September, 2022  
Day Month, Year

(SEAL)



Notary Public Signature

*Cherie Lynn Brown*

Date commission expires 8/23/25

**SURETY**

Name of Surety

Travelers Casualty and Surety Company of America

Title  
By: *[Signature]*  
James E. McNichols, Attorney-in-Fact

STATE OF IL  
COUNTY OF Will

I, Brenda K. Pichler, a Notary Public in and for said county, do hereby certify that  
Notary Name

James E. McNichols

Insert name of Individuals signing on behalf of SURETY

who is/are each personally known to me to be the same person(s) whose name(s) is/are subscribed to the foregoing instrument on behalf of SURETY, appeared before me this day in person and acknowledged respectively, that he/she/they signed and delivered said instrument freely and voluntarily for the uses and purposes therein set forth.

Given under my hand and notarial seal this 20th day of September, 2022  
Day Month, Year

(SEAL)



Notary Public Signature

*Brenda K Pichler*

Date commission expires 10/14/2022

Approved this 20th day of September, 2022  
Day Month, Year

Attest:

Local Public Agency Clerk Signature

Date

*[Signature]* 10/13/2022

Awarding Authority

Village President

Awarding Authority Signature

Date

*[Signature]* 10/12/2022

Village Clerk  
Local Public Agency Type

**ADDENDUM NO. 1**

DATE: August 29, 2022

FROM: Village of Villa Park Public Works Department

TO: All Plan Holders

PROJECT: **Division Street – Westmore Avenue to Addison Road  
Elm Street – Westmore Avenue to Addison Road  
Wisconsin Avenue – St. Charles Road to Division Street  
Roadway Resurfacing**

The Bidding Documents for the subject project are hereby amended as follows.

1. MODIFICATIONS

- a. The penal sum of 5% of the total bid price on page 1 of 2 of form BLR 12230 has been revised to 10% of the total bid price.

Nothing in this Addendum shall be construed as changing other requirements of the Bidding Documents or the Bid Opening Date. Bids shall be submitted online via QuestCDN.com online bidding. The attached Acknowledgement Form must be filled out and returned with your Bid.

**END OF ADDENDUM NO. 1**

**ADDENDUM NO. 1  
ACKNOWLEDGMENT FORM**

I/We hereby acknowledge receipt of the following documents pertaining to **ADDENDUM No. 1** to the Bidding Documents for the Village of Villa Park's **Division Street – Westmore Avenue to Addison Road, Elm Street – Westmore Avenue to Addison Road, and Wisconsin Avenue – St. Charles Road to Division Street Roadway Resurfacing.**

Name: Nick Eichenold

Title: Chief Estimator

Company: Arrow Road Construction Company

Signature: *Nicholas L Eichenold*

Date: 8/29/22



Special Provisions



Local Public Agency	County	Section Number
Village of Villa Park	DuPage	22-00101-00-RS

The following Special Provision supplement the "Standard Specifications for Road and Bridge Construction", adopted

January 1, 2022, the latest edition of the "Manual on Uniform Traffic Control Devices for Streets and Highways", and the "Manual of Test Procedures of Materials" in effect on the date of invitation of bids, and the Supplemental Specification and Recurring Special Provisions indicated on the Check Sheet included here in which apply to and govern the construction of the above named section, and in case of conflict with any parts, or parts of said Specifications, the said Special Provisions shall take precedence and shall govern.

Division Street from Westmore Avenue to Addison Road; Elm Street from Westmore Avenue to Addison Road; Wisconsin Avenue from St. Charles Road to Division Street. The project includes milling and resurfacing, ADA ramps with detectable warnings, intermittent curb and gutter removal and replacement, drainage and utility structure adjustment or reconstruction with new frame and lid, pavement patching as needed, pavement markings, landscaping, and all incidental and collateral work necessary to complete the project as shown on the plans and as described herein.

INDEX  
FOR  
SUPPLEMENTAL SPECIFICATIONS  
AND RECURRING SPECIAL PROVISIONS

Adopted January 1, 2022

This index contains a listing of SUPPLEMENTAL SPECIFICATIONS, frequently used RECURRING SPECIAL PROVISIONS, and LOCAL ROADS AND STREETS RECURRING SPECIAL PROVISIONS.

No ERRATA this year.

SUPPLEMENTAL SPECIFICATIONS

Std. Spec. Sec.

Page No.

No Supplemental Specifications this year.



Local Public Agency	County	Section Number
Village of Villa Park	DuPage	22-00101-00-RS

**Check this box for lettings prior to 01/01/2022.**

The Following Recurring Special Provisions Indicated By An "X" Are Applicable To This Contract And Are Included By Reference:

Recurring Special Provisions

Check Sheet #		Reference Page No.
1	<input type="checkbox"/> Additional State Requirements for Federal-Aid Construction Contracts	1
2	<input type="checkbox"/> Subletting of Contracts (Federal-Aid Contracts)	4
3	<input type="checkbox"/> EEO	5
4	<input type="checkbox"/> Specific EEO Responsibilities Non Federal-Aid Contracts	15
5	<input type="checkbox"/> Required Provisions - State Contracts	20
6	<input type="checkbox"/> Asbestos Bearing Pad Removal	26
7	<input type="checkbox"/> Asbestos Waterproofing Membrane and Asbestos HMA Surface Removal	27
8	<input type="checkbox"/> Temporary Stream Crossings and In-Stream Work Pads	28
9	<input checked="" type="checkbox"/> Construction Layout Stakes	29
10	<input type="checkbox"/> Use of Geotextile Fabric for Railroad Crossing	32
11	<input type="checkbox"/> Subsealing of Concrete Pavements	34
12	<input type="checkbox"/> Hot-Mix Asphalt Surface Correction	38
13	<input type="checkbox"/> Pavement and Shoulder Resurfacing	40
14	<input checked="" type="checkbox"/> Patching with Hot-Mix Asphalt Overlay Removal	41
15	<input type="checkbox"/> Polymer Concrete	43
16	<input type="checkbox"/> PVC Pipeliner	45
17	<input type="checkbox"/> Bicycle Racks	46
18	<input type="checkbox"/> Temporary Portable Bridge Traffic Signals	48
19	<input type="checkbox"/> Nighttime Inspection of Roadway Lighting	50
20	<input type="checkbox"/> English Substitution of Metric Bolts	51
21	<input type="checkbox"/> Calcium Chloride Accelerator for Portland Cement Concrete	52
22	<input type="checkbox"/> Quality Control of Concrete Mixtures at the Plant	53
23	<input checked="" type="checkbox"/> Quality Control/Quality Assurance of Concrete Mixtures	61
24	<input type="checkbox"/> Digital Terrain Modeling for Earthwork Calculations	77
25	<input type="checkbox"/> Preventive Maintenance - Bituminous Surface Treatment (A-1)	79
26	<input type="checkbox"/> Temporary Raised Pavement Markers	85
27	<input type="checkbox"/> Restoring Bridge Approach Pavements Using High-Density Foam	86
28	<input type="checkbox"/> Portland Cement Concrete Inlay or Overlay	89
29	<input type="checkbox"/> Portland Cement Concrete Partial Depth Hot-Mix Asphalt Patching	93
30	<input type="checkbox"/> Longitudinal Joint and Crack Patching	96
31	<input type="checkbox"/> Concrete Mix Design - Department Provided	98
32	<input type="checkbox"/> Station Numbers in Pavements or Overlays	99

Local Public Agency

County

Section Number

Village of Villa Park

DuPage

22-00101-00-RS

The Following Local Roads And Streets Recurring Special Provisions Indicated By An "X" Are Applicable To This Contract And Are Included By Reference:

Local Roads And Streets Recurring Special Provisions

<u>Check Sheet #</u>		<u>Page No.</u>
LRS 1	<b>Reserved</b>	101
LRS 2	<input type="checkbox"/> Furnished Excavation	102
LRS 3	<input checked="" type="checkbox"/> Work Zone Traffic Control Surveillance	103
LRS 4	<input checked="" type="checkbox"/> Flaggers in Work Zones	104
LRS 5	<input checked="" type="checkbox"/> Contract Claims	105
LRS 6	<input checked="" type="checkbox"/> Bidding Requirements and Conditions for Contract Proposals	106
LRS 7	<input type="checkbox"/> Bidding Requirements and Conditions for Material Proposals	112
LRS 8	<b>Reserved</b>	118
LRS 9	<input type="checkbox"/> Bituminous Surface Treatments	119
LRS 10	<b>Reserved</b>	123
LRS 11	<input checked="" type="checkbox"/> Employment Practices	124
LRS 12	<input checked="" type="checkbox"/> Wages of Employees on Public Works	126
LRS 13	<input checked="" type="checkbox"/> Selection of Labor	128
LRS 14	<input type="checkbox"/> Paving Brick and Concrete Paver Pavements and Sidewalks	129
LRS 15	<input checked="" type="checkbox"/> Partial Payments	132
LRS 16	<input type="checkbox"/> Protests on Local Lettings	133
LRS 17	<input checked="" type="checkbox"/> Substance Abuse Prevention Program	134
LRS 18	<input type="checkbox"/> Multigrade Cold Mix Asphalt	135
LRS 19	<input type="checkbox"/> Reflective Crack Control Treatment	136

BDE SPECIAL PROVISIONS  
For the August 5, 2022 and September 23, 2022 Lettings

The following special provisions indicated by a "check mark" are applicable to this contract and will be included by the Project Coordination and Implementation Section of the BD&E. An \* indicates a new or revised special provision for the letting.

File Name	#	Special Provision Title	Effective	Revised
80099	1	<input type="checkbox"/> Accessible Pedestrian Signals (APS)	April 1, 2003	Jan. 1, 2022
80274	2	<input checked="" type="checkbox"/> Aggregate Subgrade Improvement	April 1, 2012	April 1, 2022
80192	3	<input type="checkbox"/> Automated Flagger Assistance Device	Jan. 1, 2008	
80173	4	<input type="checkbox"/> Bituminous Materials Cost Adjustments	Nov. 2, 2006	Aug. 1, 2017
80426	5	<input type="checkbox"/> Bituminous Surface Treatment with Fog Seal	Jan. 1, 2020	Jan. 1, 2022
80436	6	<input checked="" type="checkbox"/> Blended Finely Divided Minerals	April 1, 2021	
80241	7	<input type="checkbox"/> Bridge Demolition Debris	July 1, 2009	
* 50531	8	<input type="checkbox"/> Building Removal	Sept. 1, 1990	Aug. 1, 2022
* 50261	9	<input type="checkbox"/> Building Removal with Asbestos Abatement	Sept. 1, 1990	Aug. 1, 2022
80384	10	<input checked="" type="checkbox"/> Compensable Delay Costs	June 2, 2017	April 1, 2019
80198	11	<input type="checkbox"/> Completion Date (via calendar days)	April 1, 2008	
80199	12	<input type="checkbox"/> Completion Date (via calendar days) Plus Working Days	April 1, 2008	
80293	13	<input type="checkbox"/> Concrete Box Culverts with Skews > 30 Degrees and Design Fills ≤ 5 Feet	April 1, 2012	July 1, 2016
80311	14	<input type="checkbox"/> Concrete End Sections for Pipe Culverts	Jan. 1, 2013	April 1, 2016
80261	15	<input checked="" type="checkbox"/> Construction Air Quality – Diesel Retrofit	June 1, 2010	Nov. 1, 2014
80434	16	<input type="checkbox"/> Corrugated Plastic Pipe (Culvert and Storm Sewer)	Jan. 1, 2021	
80029	17	<input type="checkbox"/> Disadvantaged Business Enterprise Participation	Sept. 1, 2000	March 2, 2019
80229	18	<input type="checkbox"/> Fuel Cost Adjustment	April 1, 2009	Aug. 1, 2017
80433	19	<input type="checkbox"/> Green Preformed Thermoplastic Pavement Markings	Jan. 1, 2021	Jan. 1, 2022
80422	20	<input type="checkbox"/> High Tension Cable Median Barrier	Jan. 1, 2020	Jan. 1, 2022
80443	21	<input type="checkbox"/> High Tension Cable Median Barrier Removal	April 1, 2022	
* 80442	22	<input type="checkbox"/> Hot-Mix Asphalt	Jan. 1, 2022	Aug. 1, 2022
80444	23	<input checked="" type="checkbox"/> Hot-Mix Asphalt - Patching	April 1, 2022	
80438	24	<input type="checkbox"/> Illinois Works Apprenticeship Initiative – State Funded Contracts	June 2, 2021	Sept. 2, 2021
80411	25	<input type="checkbox"/> Luminaires, LED	April 1, 2019	Jan. 1, 2022
80045	26	<input type="checkbox"/> Material Transfer Device	June 15, 1999	Jan. 1, 2022
80418	27	<input type="checkbox"/> Mechanically Stabilized Earth Retaining Walls	Nov. 1, 2019	Nov. 1, 2020
80430	28	<input checked="" type="checkbox"/> Portland Cement Concrete – Haul Time	July 1, 2020	
34261	29	<input type="checkbox"/> Railroad Protective Liability Insurance	Dec. 1, 1986	Jan. 1, 2022
80395	30	<input type="checkbox"/> Sloped Metal End Section for Pipe Culverts	Jan. 1, 2018	
80340	31	<input type="checkbox"/> Speed Display Trailer	April 2, 2014	Jan. 1, 2022
80127	32	<input type="checkbox"/> Steel Cost Adjustment	April 2, 2004	Jan. 1, 2022
80397	33	<input type="checkbox"/> Subcontractor and DBE Payment Reporting	April 2, 2018	
80391	34	<input checked="" type="checkbox"/> Subcontractor Mobilization Payments	Nov. 2, 2017	April 1, 2019
80437	35	<input type="checkbox"/> Submission of Payroll Records	April 1, 2021	
80435	36	<input type="checkbox"/> Surface Testing of Pavements – IRI	Jan. 1, 2021	Jan. 1, 2022
80410	37	<input type="checkbox"/> Traffic Spotters	Jan. 1, 2019	
20338	38	<input type="checkbox"/> Training Special Provisions	Oct. 15, 1975	Sept. 2, 2021
80318	39	<input type="checkbox"/> Traversable Pipe Grate for Concrete End Sections	Jan. 1, 2013	Jan. 1, 2018
80429	40	<input type="checkbox"/> Ultra-Thin Bonded Wearing Course	April 1, 2020	Jan. 1, 2022
80440	41	<input type="checkbox"/> Waterproofing Membrane System	Nov. 1, 2021	
80302	42	<input type="checkbox"/> Weekly DBE Trucking Reports	June 2, 2012	Nov. 1, 2021
80427	43	<input checked="" type="checkbox"/> Work Zone Traffic Control Devices	Mar. 2, 2020	
80071	44	<input type="checkbox"/> Working Days	Jan. 1, 2002	

The following special provisions have been deleted from use.

File Name	Special Provision Title	Effective	Revised
50481	Building Removal-Case II (Non-Friable Asbestos)	Sept. 1, 1990	April 1, 2010
50491	Building Removal-Case III (Friable Asbestos)	Sept. 1, 1990	April 1, 2010
80439	Vehicle and Equipment Warning Lights	Nov. 1, 2021	

The following special provisions are in the 2022 Standard Specifications and Recurring Special Provisions.

<u>File Name</u>	<u>Special Provision Title</u>	<u>New Location(s)</u>	<u>Effective</u>	<u>Revised</u>
80425	Cape Seal	Sections 405, 1003	Jan. 1, 2020	Jan. 1, 2021
80387	Contrast Preformed Plastic Pavement Marking	Articles 780.08, 1095.03	Nov. 1, 2017	
80402	Disposal Fees	Article 109.04(b)	Nov. 1, 2018	
80378	Dowel Bar Inserter	Articles 420.03, 420.05, 1103.20	Jan. 1, 2017	Jan. 1, 2018
80421	Electric Service Installation	Articles 804.04, 804.05	Jan. 1, 2020	
80415	Emulsified Asphalts	Article 1032.06	Aug. 1, 2019	
80423	Engineer's Field Office and Laboratory	Section 670	Jan. 1, 2020	
80417	Geotechnical Fabric for Pipe Underdrains and French Drains	Articles 1080.01(a), 1080.05	Nov. 1, 2019	
80420	Geotextile Retaining Walls	Article 1080.06(d)	Nov. 1, 2019	
80304	Grooving for Recessed Pavement Markings	Articles 780.05, 780.14, 780.15	Nov. 1, 2012	Nov. 1, 2020
80416	Hot-Mix Asphalt – Binder and Surface Course	Sections 406, 1003, 1004, 1030, 1101	July 2, 2019	Nov. 1, 2019
80398	Hot-Mix Asphalt – Longitudinal Joint Sealant	Sections 406, 1032	Aug. 1, 2018	Nov. 1, 2019
80406	Hot-Mix Asphalt – Mixture Design Verification and Production (Modified for I-FIT)	Sections 406, 1030	Jan. 1, 2019	Jan. 2, 2021
80347	Hot-Mix Asphalt – Pay for Performance Using Percent Within Limits – Jobsite Sampling	Sections 406, 1030	Nov. 1, 2014	July 2, 2019
80383	Hot-Mix Asphalt – Quality Control for Performance	Sections 406, 1030	April 1, 2017	July 2, 2019
80393	Manholes, Valve Vaults, and Flat Slab Tops	Articles 602.02, 1042.10	Jan. 1, 2018	Mar. 1, 2019
80424	Micro-Surfacing and Slurry Sealing	Sections 404, 1003	Jan. 1, 2020	Jan. 1, 2021
80428	Mobilization	Article 671.02	April 1, 2020	
80412	Obstruction Warning Luminaires, LED	Sections 801, 822, 1067	Aug. 1, 2019	
80359	Portland Cement Concrete Bridge Deck Curing	Articles 1020.13, 1022.03	April 1, 2015	Nov. 1, 2019
80431	Portland Cement Concrete Pavement Patching	Articles 701.17(e)(3)b, 1001.01(d), 1020.05(b)(5)	July 1, 2020	
80432	Portland Cement Concrete Pavement Placement	Article 420.07	July 1, 2020	
80300	Preformed Plastic Pavement Marking Type D - Inlaid	Articles 780.08, 1095.03	April 1, 2012	April 1, 2016
80157	Railroad Protective Liability Insurance (5 and 10)	Article 107.11	Jan. 1, 2006	
80306	Reclaimed Asphalt Pavement (RAP) and Reclaimed Asphalt Shingles (RAS)	Section 1031	Nov. 1, 2012	Jan. 2, 2021
80407	Removal and Disposal of Regulated Substances	Section 669	Jan. 1 2019	Jan. 1, 2020
80419	Silt Fence, Inlet Filters, Ground Stabilization and Riprap Filter Fabric	Articles 280.02, 280.04, 1080.02, 1080.03, 1081.15	Nov. 1, 2019	July 1, 2021
80408	Steel Plate Beam Guardrail Manufacturing	Article 1006.25	Jan. 1, 2019	
80413	Structural Timber	Article 1007.03	Aug. 1, 2019	
80298	Temporary Pavement Marking	Section 703, Article 1095.06	April 1, 2012	April 1, 2017
80409	Traffic Control Devices – Cones	Article 701.15(a), 1106.02(b)	Jan. 1, 2019	
80288	Warm Mix Asphalt	Sections 406, 1030, 1102	Jan. 1, 2012	April 1, 2016
80414	Wood Fence Sight Screen	Article 641.02	Aug. 1, 2019	April 1, 2020

The following special provisions require additional information from the designer. The additional information needs to be submitted as a separate document. The Project Coordination and Implementation section will then include the information in the applicable special provision.

- Bridge Demolition Debris
- Building Removal
- Building Removal with Asbestos Abatement
- Completion Date
- Completion Date Plus Working Days
- DBE Participation
- Railroad Protective Liability Insurance
- Training Special Provisions
- Working Days

Division Street – Westmore Avenue to Addison Road  
Elm Street – Westmore Avenue to Addison Road  
Wisconsin Avenue – St.Charles Road to Division Street  
Roadway Resurfacing Plans  
Section: 22-00101-00-RS  
Village of Villa Park

**INDEX OF SPECIAL PROVISIONS**

<b>TITLE</b>	<b>PAGE NO.</b>
<b>SPECIAL PROVISIONS</b> .....	1
DEFINITIONS.....	1
LOCATION OF PROJECT .....	1
DESCRIPTION OF PROJECT .....	2
<b>GENERAL SPECIAL PROVISIONS</b> .....	3
QUALIFICATIONS OF BIDDERS.....	3
BID PRICE LIMITATIONS.....	5
BIDS TO REMAIN SUBJECT TO ACCEPTANCE.....	6
INCREASED OR DECREASED QUANTITIES.....	6
FINAL INSPECTION .....	6
DATE OF MANUFACTURE .....	7
IRON, STEEL, COPPER, AND BRASS PRODUCTS.....	7
HOLIDAYS.....	7
PUBLIC CONVENIENCE AND SAFETY (D-1).....	7
USE OF FIRE HYDRANTS .....	8
INSURANCE.....	9
SUBCONTRACTING .....	9
PROGRESS SCHEDULE .....	10
WORKING HOURS .....	11
CONTRACT TIME .....	11
FAILURE TO COMPLETE THE WORK ON TIME.....	12
MONIES DUE TO OWNER.....	12

Division Street – Westmore Avenue to Addison Road  
Elm Street – Westmore Avenue to Addison Road  
Wisconsin Avenue – St.Charles Road to Division Street  
Roadway Resurfacing Plans  
Section: 22-00101-00-RS  
Village of Villa Park

PARTIAL PAYMENTS ..... 12

TREE DAMAGE..... 13

BITUMINOUS MATERIALS ..... 14

TEST STRIPS 14

PORTLAND CEMENT CONCRETE PAVEMENTS AND SIDEWALKS ..... 14

ADJUSTING RINGS ..... 15

MOBILIZATION..... 15

KEEPING ROADS OPEN TO TRAFFIC..... 15

PORTABLE TOILET ..... 15

PROGRESS MEETINGS ..... 16

OPERATION OF WATER DISTRIBUTION FACILITIES ..... 16

CONSTRUCTION SAFETY AND HEALTH STANDARDS ..... 16

MAINTENANCE WARRANTY..... 16

MAINTENANCE OF ROADWAYS (D1)..... 17

RESPONSIBILITY FOR VANDALISM..... 17

EXCAVATION AND BACKFILLING OF DRAINAGE AND UTILITY STRUCTURES..... 17

SALVAGE AND DISPOSAL OF EXISTING MATERIALS..... 18

FRAMES, GRATES, AND LIDS ..... 18

PROTECTION OF EXISTING DRAINAGE FACILITIES DURING CONSTRUCTION..... 19

DROP HAMMERS ..... 20

AVAILABLE REPORTS ..... 20

STATUS OF UTILITIES (D1) ..... 21

COARSE AGGREGATE FOR BACKFILL, TRENCH BACKFILL AND BEDDING (D1)..... 22

HOT-MIX ASPHALT BINDER AND SURFACE COURSE (D1) ..... 23

FRICITION AGGREGATE (D1)..... 28

Division Street – Westmore Avenue to Addison Road  
Elm Street – Westmore Avenue to Addison Road  
Wisconsin Avenue – St.Charles Road to Division Street  
Roadway Resurfacing Plans  
Section: 22-00101-00-RS  
Village of Villa Park

HOT-MIX ASPHALT – MIXTURE DESIGN VERIFICATION AND PRODUCTION (D1)..... 30

HOT-MIX ASPHALT (D-1) ..... 32

GROUND TIRE RUBBER (GTR) MODIFIED ASPHALT BINDER (D1)..... 32

TRAFFIC CONTROL PLAN (D1) ..... 33

ADJUSTMENTS AND RECONSTRUCTIONS (D1) ..... 34

DRAINAGE AND INLET PROTECTION UNDER TRAFFIC (D1) ..... 35

**PAY ITEM SPECIAL PROVISIONS**..... 37

PAY ITEM #3 – SODDING, SALT TOLERANT ..... 37

PAY ITEM #4 – INLET FILTERS..... 37

PAY ITEM #7 – BITUMINOUS MATERIALS (TACK COAT)..... 37

PAY ITEM #14 – DETECTABLE WARNINGS..... 38

PAY ITEM #16 – DRIVEWAY PAVEMENT REMOVAL..... 38

PAY ITEM #17 – COMBINATION CURB AND GUTTER REMOVAL ..... 39

PAY ITEM #18 – SIDEWALK REMOVAL..... 39

PAY ITEM #20 – CLASS B PATCHES, 6 INCH ..... 39

PAY ITEM #21 – CLASS D PATCHES, 6 INCH ..... 39

PAY ITEM #30 – CONSTRUCTION LAYOUT SPECIAL FOR RESURFACING WITH ADA AND STAND ALONE ADA (D1) ..... 40

PAY ITEM #31 – FRAMES AND LIDS TO BE ADJUSTED (SPECIAL)..... 41

PAY ITEM #32 – COMBINATION CONCRETE CURB AND GUTTER, TYPE B-6.12 (SPECIAL)41

PAY ITEM #33 – HOT-MIX ASPHALT DRIVEWAY PAVEMENT, 4” ..... 43

PAY ITEM #34 – DRAINAGE STRUCTURE RECONSTRUCTION (SPECIAL)..... 43

PAY ITEM #35 – DRAINAGE STRUCTURES TO BE ADJUSTED..... 44

PAY ITEM #36 – TEMPORARY INFORMATION SIGNING ..... 44

Division Street – Westmore Avenue to Addison Road  
Elm Street – Westmore Avenue to Addison Road  
Wisconsin Avenue – St.Charles Road to Division Street  
Roadway Resurfacing Plans  
Section: 22-00101-00-RS  
Village of Villa Park

**APPENDICES**

BDE SPECIAL PROVISIONS

LOCAL ROAD AND STREETS SPECIAL PROVISIONS

LR 107-4 – SPECIAL PROVISION FOR INSURANCE

LR 1030-2 – Special Povision for Local Quality Assurance/ Quality Management QC/QA

LPC-662 CCDD FORM

Division Street – Westmore Avenue to Addison Road  
Elm Street – Westmore Avenue to Addison Road  
Wisconsin Avenue – St.Charles Road to Division Street  
Roadway Resurfacing Plans  
Section: 22-00101-00-RS  
Village of Villa Park

**SPECIAL PROVISIONS**

The following Special Provisions supplement the "Standard Specifications for Road and Bridge Construction," adopted January 1, 2022 (hereinafter referred to as the Standard Specifications); the "Supplemental Specifications and Recurring Special Provisions"; the latest edition of the "Illinois Manual on Uniform Traffic Control Devices for Streets and Highways"; the "Manual of Test Procedures for Materials" in effect on the date of invitation for bids; and the "Supplemental Specifications and Recurring Special Provisions" indicated on the Check Sheet included herein, which apply to and govern the construction of the Division Street from Westmore Avenue to Addison Road, Elm Street from Westmore Avenue to Addison Road and Wisconsin Avenue from St. Charles Road to Division Street Roadway Resurfacing Plans within the Village of Villa Park, and in case of conflict with any part, or parts, of said specifications, the said Special Provisions shall take precedence and shall govern.

Division Street – Westmore Avenue to Addison Road  
Elm Street – Westmore Avenue to Addison Road  
Wisconsin Avenue – St. Charles Road to Division Street  
Roadway Resurfacing Plans  
Section 22-00101-00-RS  
DuPage County

**DEFINITIONS**

**Contractor.** The individual, firm, partnership, joint venture, or corporation contracting with the Village of Villa Park for performance of prescribed work.

**Department, Owner or Village.** The Village of Villa Park, County of DuPage, State of Illinois.

**Engineer.** The Resident Engineer who is the authorized representative of the Village of Villa Park in immediate charge of the engineering details of a construction project.

**LOCATION OF PROJECT**

This project begins on Division Street at a point along the centerline of Division Street approximately 43 feet east of the centerline of Westmore Avenue, at Station 100+00, and extends in a easterly direction for approximately 1,298.40 feet (0.246 miles) to a point along the centerline of Division Street approximately 50 feet west of the centerline of Addison Road, at Station 112+98.40; this project begins on Elm Street at a point along the centerline of Elm Street approximately 46 feet east of the centerline of Westmore Avenue, at Station 200+00, and extends in a easterly direction for approximately 1,243.12 feet (0.235 miles) to a point along the centerline of Elm Street approximately 46 feet west of the centerline of Addison Road, at Station 212+43.12; this project begins on Wisconsin Avenue at a point along the centerline of Wisconsin Avenue approximately 48 feet north of St. Charles Road, at Station 300+00, and extends in a northerly direction for approximately 1,691.74 feet (0.320 miles) to a point along the centerline of Wisconsin Avenue approximately 8 feet south of Division Street, at Station 316+ 91.74. The project is within the Village of Villa Park. The total project gross and net length is 4,233.26 feet (0.801 miles).

Division Street – Westmore Avenue to Addison Road  
Elm Street – Westmore Avenue to Addison Road  
Wisconsin Avenue – St.Charles Road to Division Street  
Roadway Resurfacing Plans  
Section: 22-00101-00-RS  
Village of Villa Park

**DESCRIPTION OF PROJECT**

The proposed improvement consists of milling and resurfacing, intermittent curb and gutter removal and replacement, ADA ramps with detectable warnings, pavement patching as needed, drainage and utility structure adjustments or reconstructions with new frame and lid/grate, landscaping and pavement markings, and all incidental and collateral work necessary to complete the project as shown on the plans and as described herein.

Division Street – Westmore Avenue to Addison Road  
Elm Street – Westmore Avenue to Addison Road  
Wisconsin Avenue – St.Charles Road to Division Street  
Roadway Resurfacing Plans  
Section: 22-00101-00-RS  
Village of Villa Park

**GENERAL SPECIAL PROVISIONS**

**QUALIFICATIONS OF BIDDERS**

Bidders shall comply with all applicable Federal, State, and local laws and requirements, and will further meet the qualifications prescribed in this and other applicable portions of these provisions.

Bidder, in submitting a Bid, certifies that Bidder is in compliance with all applicable Federal, State, and local laws and requirements, and that Bidder further meets the qualifications prescribed in this and other applicable portions of these provisions. Engineer's determination as to the compliance and qualifications of the Bidder will be final, and Bidder, in submitting a Bid, agrees to be bound by that determination.

Bidder, in submitting a Bid, certifies that Bidder is in compliance with the following requirements and qualifications. Bidder further certifies that Bidder is able to provide written evidence of Bidder's compliance with the following requirements and qualifications. Bidder shall, upon request by Engineer, submit such written evidence within five (5) calendar days of the Engineer's request, as well as any other written evidence which Engineer may deem necessary for the purpose of evaluating Bidder's qualifications.

- (a) Bidder shall be qualified to do business in the State of Illinois.
  
- (b) Bidder shall possess either a valid Federal Employer Tax Identification Number (FEIN) or a valid Social Security Number (SSN).
  
- (c) Bidder shall be able to provide a street address and description of the Bidder's place of business, and the mailing address of the business, if different from the street address.
  
- (d) Bidder shall be able to provide the number of years Bidder has been engaged in the contracting business under the present firm name, and the name of the state where incorporated.
  
- (e) Bidder shall be able to provide a list of the property and equipment available to the Bidder.
  
- (f) Bidder shall be able to provide a financial statement demonstrating that the Bidder has the financial resources to meet all obligations related to the Work.

Division Street – Westmore Avenue to Addison Road  
Elm Street – Westmore Avenue to Addison Road  
Wisconsin Avenue – St.Charles Road to Division Street  
Roadway Resurfacing Plans  
Section: 22-00101-00-RS  
Village of Villa Park

- (g) Bidder shall maintain insurance policies with the coverages required by the Contract, and with the minimum limits of coverage required by the Contract. Bidder shall be able to provide current certificate(s) of insurance for the insurance policies held by Bidder, demonstrating that Bidder holds insurance policies with the coverages required by the contract, and with the minimum limits of coverage required by the Contract.
- (h) Bidder shall have constructed a minimum of three (3) projects of a similar nature in the immediate past five (5) years. Bidder shall be able to provide a list of all projects of a similar nature constructed by Bidder in the immediate past five (5) years, which list shall contain the minimum of three (3) such projects, which list shall provide a description and the location(s) of all such projects, and shall contain the Bidder's performance record and references, as well as the names and current contact information, including addresses and telephone numbers, of persons who acted as owners' representatives for those projects and who have knowledge of those projects, and whom Bidder agrees the Village may contact for the purpose of verifying Bidder's performance and references.
- (i) Bidder shall be able to provide a list of three (3) references (name, address and telephone number) with knowledge of the integrity and business practices of the bidder. Such references may not be persons who have been employed by Bidder as employees.
- (j) Bidder shall be able to provide a list of projects presently under Contract, the awarded Contract amount of each, the approximate adjusted Contract amount of each (if applicable), and the dollar amount or percent of completion of each.
- (k) Bidder shall be able to provide a list of Contracts which have resulted in lawsuits, whether against Bidder as a prime contractor, against Bidder as a subcontractor, or against Bidder as a party in any other capacity; or against subcontractors or suppliers performing work for Bidder or under Contract held by Bidder.
- (l) Bidder shall be able to provide a list of Contracts defaulted.
- (m) Bidder shall be able to provide a statement indicating whether or not Bidder has ever filed bankruptcy.
- (n) Bidder shall be able to provide a list of all officers of the firm, which list shall also indicate those officers who, while in the employ of the firm or in the employ of previous firms, were associated with Contracts which resulted in lawsuits, Contracts defaulted, or firms which filed for bankruptcy.
- (o) Bidder shall maintain personnel guaranteed to be employed in the responsible charge of the Work, which personnel possess sufficient technical experience to ensure the satisfactory completion of the Work.

Division Street – Westmore Avenue to Addison Road  
Elm Street – Westmore Avenue to Addison Road  
Wisconsin Avenue – St.Charles Road to Division Street  
Roadway Resurfacing Plans  
Section: 22-00101-00-RS  
Village of Villa Park

Bidder shall be able to provide the names and technical experience of such personnel, as well as statements as to whether the personnel have or have not performed satisfactorily on other contracts of like nature and magnitude or comparable difficulty at similar rate of progress.

- (p) Bidder shall be able to provide a list of subcontractors and suppliers anticipated to be employed by Bidder for the purpose of completing the Work, including the firm name, street address and description of place of business; mailing address of business (if different); phone, fax and e-mail contact information of business; name of primary contact; and a list of any projects or contracts for which Bidder currently owes monies to said firm, which list shall include a description of the project or contract, the amount currently due to said firm, the period of time for which those monies have been owed, and the expected date of payment of those monies.
  
- (q) Bidder shall participate in active apprenticeship and training programs approved by and registered with the United States Department of Labor Bureau of Apprenticeship and Training for each of the trades of work contemplated under the Contract. Bidder shall be able to provide evidence of Bidder's participation in such apprenticeship and training programs.
  
- (r) Bidder shall only employ subcontractors who meet the requirements prescribed in this section and other sections of these specifications.
  
- (s) Bidder shall be able to provide such other information as may assist the Village in determining whether the Bidder is adequately prepared to fulfill the Contract.

These requirements and qualifications are not intended to discourage bidding, to make it difficult for qualified Bidders to submit Bids, or to discourage beginning contractors. The purpose of these requirements and qualifications is to allow the Village to obtain sufficient information about Bidder's financial state, available equipment, personnel, and previous work experience so that the Village may mitigate the hazards involved in awarding contracts to parties who may not be qualified to perform the Work as specified.

A copy of Village of Villa Park Ordinance No. 3733, amending the requirements of bidders for construction projects, is provided as Appendix *Insert Bidders Qualifications Ordinance Appendix Number*.

**BID PRICE LIMITATIONS**

The bid price for TRAFFIC CONTROL AND PROTECTION shall not exceed 5 percent of the total bid price. If the bid price for TRAFFIC CONTROL AND PROTECTION exceeds 5 percent of the total bid price, the Village may reject the Bid.

Division Street – Westmore Avenue to Addison Road  
Elm Street – Westmore Avenue to Addison Road  
Wisconsin Avenue – St.Charles Road to Division Street  
Roadway Resurfacing Plans  
Section: 22-00101-00-RS  
Village of Villa Park

The bid price for CONSTRUCTION LAYOUT shall not exceed 2 percent of the total bid price. If the bid price for CONSTRUCTION LAYOUT exceeds 2 percent of the total bid price, the Village may reject the Bid.

The bid price for PRE-CONSTRUCTION VIDEO RECORDING shall not exceed 1 percent of the total bid price. If the bid price for PRE-CONSTRUCTION VIDEO RECORDING exceeds 1 percent of the total bid price, the Village may reject the Bid.

Bidder, in submitting a Bid, certifies that the Bid is in compliance with these requirements. The Village's determination as to whether or not to reject a Bid that does not comply with these requirements will be final, and Bidder, in submitting a Bid, agrees to be bound by that determination.

**BIDS TO REMAIN SUBJECT TO ACCEPTANCE**

All bids shall remain subject to acceptance by the Village for a period of 90 calendar days from the date of the bid opening. The Village may extend the acceptance period by up to an additional 90 calendar days upon written notice to all bidders by the Village. The Village may, in its sole discretion, release any bid and return the bid bond prior to the end of the acceptance period.

**INCREASED OR DECREASED QUANTITIES**

The Village reserves the right to increase or decrease the amount of work shown in the plans in accordance with Section 109 of the Standard Specifications.

**FINAL INSPECTION**

Final inspection shall be in accordance with Article 105.13 of the Standard Specifications, except as modified herein.

Revise the second paragraph of Article 105.13 of the Standard Specifications to read:

“If the inspection discloses any work, in whole or in part, as being unsatisfactory, the Engineer will give the Contractor the necessary instructions for correction of same, and the Contractor shall comply with such instructions within 14 calendar days of receipt of such instructions. The Contractor shall give the Engineer not less than 48 hours' notice, in writing, prior to beginning any such corrective work. Upon completion of all corrective work, the Contractor shall give the Engineer notice in writing. Upon receipt of such notice, the Engineer will make another inspection which shall constitute the final inspection provided the work has been satisfactorily completed. In such event, the Engineer will notify the Contractor in writing of the date of final inspection.”

Division Street – Westmore Avenue to Addison Road  
Elm Street – Westmore Avenue to Addison Road  
Wisconsin Avenue – St.Charles Road to Division Street  
Roadway Resurfacing Plans  
Section: 22-00101-00-RS  
Village of Villa Park

**DATE OF MANUFACTURE**

Revise the second paragraph of Article 106.01 of the Standard Specifications to read:

“All materials to be permanently incorporated in the work, including, but not limited to, frames, grates, lids, castings, fire hydrants, pipe, drainage and utility structures, valves, stops, fittings, and hardware, shall have been manufactured no earlier than January 1 of the calendar year in which they are to be installed unless otherwise specifically prescribed in the contract documents.”

**IRON, STEEL, COPPER, AND BRASS PRODUCTS**

Revise the third paragraph of Article 106.01 of the Standard Specifications to read:

All iron, steel, copper, and brass products, which are to be incorporated into the work, shall be domestically manufactured or produced and fabricated, unless an exception is expressly permitted under Federal and/or State law and written permission is given by Owner. The Contractor shall obtain from the iron, steel, copper, or brass producer and/or fabricator, in addition to the mill analysis, a certification that all iron, steel, copper, or brass materials meet these domestic source requirements.

**HOLIDAYS**

Revise the list of legal holidays in Article 107.09 of the Standard Specifications to read:

- |                  |                            |
|------------------|----------------------------|
| New Year’s Day   | Thanksgiving Day           |
| Easter           | <u>Thanksgiving Friday</u> |
| Memorial Day     | <u>Christmas Eve</u>       |
| Independence Day | Christmas Day              |
| Labor Day        | <u>New Year’s Eve</u>      |

**PUBLIC CONVENIENCE AND SAFETY (D-1)**

Effective: May 1, 2012  
Revised: July 15, 2012

Add the following to the end of the fourth paragraph of Article 107.09:

“If the holiday is on a Saturday or Sunday, and is legally observed on a Friday or Monday, the length of Holiday Period for Monday or Friday shall apply.”

Add the following sentence after the Holiday Period table in the fourth paragraph of Article 107.09:

Division Street – Westmore Avenue to Addison Road  
Elm Street – Westmore Avenue to Addison Road  
Wisconsin Avenue – St.Charles Road to Division Street  
Roadway Resurfacing Plans  
Section: 22-00101-00-RS  
Village of Villa Park

“The Length of Holiday Period for Thanksgiving shall be from 5:00 AM the Wednesday prior to 11:59 PM the Sunday After”

Delete the fifth paragraph of Article 107.09 of the Standard Specifications:

“On weekends, excluding holidays, on roadways with Average Daily Traffic of 25,000 or greater, all lanes shall be open to traffic from 3:00 P.M. Friday to midnight Sunday except where structure construction or major rehabilitation makes it impractical.”

**USE OF FIRE HYDRANTS**

Revise Article 107.18 of the Standard Specifications to read:

**“107.18 Use of Fire Hydrants.** If Contractor requires water for the completion of construction operations, and desires to obtain water from the Village, the Contractor shall make written application to the Village. If such application is approved by the Village, the Contractor shall obtain water from the fire hydrant located at 100 West Home Avenue, adjacent to the Village of Villa Park Fleet Maintenance Garage. Contractor’s use of said hydrant and methods of obtaining water shall be in compliance with all applicable ordinances, rules, and regulations concerning such use. Contractor shall furnish all labor and equipment necessary to make a connection to said hydrant, and to obtain and transport water.

Prior to obtaining water, Contractor shall make written application to the Village for temporary use of a hydrant meter. If the application for temporary use of a hydrant meter is approved, the Contractor shall provide a deposit of three-thousand dollars (\$3,000.00) to the Village for the temporary use of said hydrant meter, which deposit will be held by the Village until such time that the meter is returned to the Village by the Contractor in satisfactory condition. Contractor shall use said hydrant meter when obtaining water and shall comply with all conditions for the use of said meter. Contractor shall return the hydrant meter to the Village within 24 hours of project completion and within 24 hours of any request by the Village that the hydrant meter be returned.

If Contractor makes application for temporary use of a hydrant meter and the application is not approved, Contractor shall make record of the quantity of water obtained, along with the date and time obtained, and shall report such information after each use to the Village of Villa Park Public Works Department, 11 West Home Avenue. If such use takes place outside of the normal working hours of the Public Works Department, Contractor shall report such information immediately upon the commencement of normal working hours.

Contractor shall not use, operate, or obtain water from any hydrants other than the hydrant prescribed. Contractor shall not obtain water from the Village for construction operations or activities not under contract with the Village.

Division Street – Westmore Avenue to Addison Road  
Elm Street – Westmore Avenue to Addison Road  
Wisconsin Avenue – St.Charles Road to Division Street  
Roadway Resurfacing Plans  
Section: 22-00101-00-RS  
Village of Villa Park

If a water main break occurs and the Village determines that the water main break is a result of Contractor’s use of a hydrant, the Village may require the Contractor to repair the water main break in accordance with all applicable construction standards and requirements and at no cost to the contract, or may repair the water main break by other means and invoice the Contractor for reimbursement of the Village’s costs.

Water usage will be measured according to the Special Provisions WATER USAGE DEDUCTION and WATER USAGE CREDIT.”

**INSURANCE**

Insurance and indemnification shall be in accordance with applicable sections of the Standard Specifications and shall also be in accordance with the “IRMA Contractual Insurance Guidelines”, incorporated herein as Appendix Insert Insurance Appendix Number. If a conflict is determined to exist between the requirements prescribed in the Standard Specifications and the requirements prescribed in the IRMA Contractual Insurance Guidelines, such conflict will be resolved as follows:

- a. If a particular type of insurance coverage is required by one standard but not by both, that type of insurance coverage will be required.
- b. If the minimum limits of insurance coverage required by one standard differ from those required by the other standard, the higher minimum limits of insurance coverage will prevail.
- c. If any other conflicts are determined to exist between the requirements prescribed in the two standards, the stricter of the two requirements will prevail. The Village will make the final determination as to what constitutes a stricter requirement.

Contractor shall provide a Certificate of Insurance prior to execution of Contract. Such Certificate of Insurance shall list the Village of Villa Park as Certificate Holder and shall also name the following entity or entities as additional insureds:

Village of Villa Park

Certificate of Insurance shall include a CG5036 Additional Insured Endorsement.

Should said Certificate of Insurance expire prior to final acceptance of the project, said certificate shall be automatically renewed and provided to the Village of Villa Park a minimum of 30 days prior to expiration.

**SUBCONTRACTING**

Add the following to the end of the first paragraph of Article 108.01 of the Standard Specifications:

“Should Contractor fail to respond to such request for proof from Engineer or should Engineer determine that Contractor’s response to such request is not sufficient to prove that a proposed subcontractor has the experience, ability, and equipment the work requires, Engineer may prohibit the employ of said subcontractor.”

Division Street – Westmore Avenue to Addison Road  
Elm Street – Westmore Avenue to Addison Road  
Wisconsin Avenue – St.Charles Road to Division Street  
Roadway Resurfacing Plans  
Section: 22-00101-00-RS  
Village of Villa Park

Add the following paragraph to the end of Article 108.01 of the Standard Specifications:

“The apparent low Bidder shall submit to Owner within 7 calendar days after the receipt of bids, a list of the names of Bidder’s proposed subcontractors and material suppliers along with a description of the work to be performed or the materials to be supplied by each.”

### **PROGRESS SCHEDULE**

Revise Article 108.02 of the Standard Specifications to read:

After the award of the contract and prior to starting work, the Contractor shall submit to the Engineer a satisfactory progress schedule or critical path schedule which shall show the proposed sequence of work, and how the Contractor proposes to complete the various items of work within the number of calendar days set up in the contract or on or before the completion date specified in the contract.

Work will not be permitted to start until a progress schedule has been submitted and approved. The contract time will commence to run in accordance with the contract documents regardless of whether a progress schedule has been submitted or approved. If the contract time has commenced to run and a progress schedule has not been submitted, the contract time will continue to run until the day that a progress schedule is submitted. The contract time will be suspended upon submittal of a progress schedule and while such progress schedule is under review. The contract time will resume to run upon provision of a response by the Engineer to the submitted progress schedule, regardless of whether such response is approval or rejection.

The progress schedule shall be used as a basis for establishing the controlling item of construction operations and for checking the progress of the work. The controlling item shall be defined as the item which must be completed either partially or completely to permit continuation of progress. It shall be the responsibility of the Contractor to show the intended rate of production for each controlling item listed on the schedule during the period such item is controlling.

The Contractor shall confer with the Engineer at regular intervals in regard to the prosecution of the work according to the progress schedule or critical path schedule.

If at any time the actual progress is ten or more calendar days behind the proposed progress shown on the approved schedule, the Engineer will select the controlling item of work for the purpose of checking the progress of the work. In such cases the Contractor shall submit a satisfactory revised progress schedule or revised critical path schedule. The Engineer will continue to determine the controlling item until the Contractor has submitted a satisfactory revised progress schedule or revised critical path schedule and such schedule has been approved.

Division Street – Westmore Avenue to Addison Road  
Elm Street – Westmore Avenue to Addison Road  
Wisconsin Avenue – St.Charles Road to Division Street  
Roadway Resurfacing Plans  
Section: 22-00101-00-RS  
Village of Villa Park

Payment under this contract may be withheld if, at any time, a satisfactory and approved progress schedule is not in place.

**WORKING HOURS**

Working hours will be between 7:00 A.M. and 5:00 P.M., Monday through Friday, excluding holidays as designated by the Contract.

Contractor will not permit the performance of Work outside these working hours without Owner’s written consent, which may be given after prior written request to Engineer, except as otherwise required for the safety of persons or the Work or property at the Site or adjacent thereto, and except as otherwise stated in the Contract Documents.

If Contractor permits the performance of Work outside these working hours, Contractor shall compensate Owner for the costs of inspection and other services provided by Owner or Engineer. Owner will determine the rates at which such inspection and other services are to be compensated. Owner will determine the interval or intervals at which billing will take place, and may, at Owner’s discretion, submit invoices for payment to Contractor, or deduct the costs from any monies due or to become due to the Contractor from Owner.

**CONTRACT TIME**

The work shall achieve substantial completion by **November 21, 2022** unless additional time is granted in accordance with the specifications.

Substantial completion shall be defined as the completion of, at a minimum, underground utility work, roadway excavation, aggregate subgrade improvements, aggregate base course placement, concrete curb and gutter installation, binder course placement, surface course placement, driveway pavement placement, sidewalk removal and replacement, grading of parkways, placement of topsoil, and such other items of work as may be identified by the Engineer.

The work shall achieve final completion in accordance with the special provision FINAL INSPECTION.

No allowance will be made for delay or suspension of the work due to the fault of the Contractor.

Division Street – Westmore Avenue to Addison Road  
Elm Street – Westmore Avenue to Addison Road  
Wisconsin Avenue – St.Charles Road to Division Street  
Roadway Resurfacing Plans  
Section: 22-00101-00-RS  
Village of Villa Park

**FAILURE TO COMPLETE THE WORK ON TIME**

Replace the table in Article 108.09 of the Standard Specifications with the following:

Schedule of Deductions for Each Day of Overrun in Contract Time			
Original Contract Amount		Daily Charges	
From More Than	To and Including	Calendar Day	Work Day
\$ 0	\$ 100,000	\$ 2,000	\$ 2,800
100,000	500,000	3,000	4,200
500,000	1,000,000	4,000	5,600
1,000,000	3,000,000	5,000	7,000
3,000,000	6,000,000	6,000	8,400
6,000,000	12,000,000	9,000	12,600
12,000,000	And over	25,000	35,000

Add the following paragraph to the end of Article 108.09 of the Standard Specifications:

“Liquidated damages will be charged for each day of overrun in both substantial completion deadlines and final completion deadlines.”

**MONIES DUE TO OWNER**

Should Contractor be subject to fines, deductions, reimbursements, liquidated damages, or other monies due to Owner, the cost thereof may be deducted from any monies due or to become due the Contractor under this contract or any other contract between the Owner and the Contractor. Bidders and Contractor, in submitting Bids, acknowledge this requirement and agree to be bound by it.

**PARTIAL PAYMENTS**

Add the following after the first paragraph of Article 109.07(a) of the Standard Specifications:

“Owner will deduct from the amount so determined for the completed work a sum of ten percent to be retained until the final payment. Owner may, at its discretion, reduce the percentage of such retention prior to the final payment, but in no event shall the amount retained be reduced to less than ten percent prior to substantial completion, nor shall such retention be reduced to less than two percent or less than \$5,000.00 prior to the final payment.

Division Street – Westmore Avenue to Addison Road  
Elm Street – Westmore Avenue to Addison Road  
Wisconsin Avenue – St.Charles Road to Division Street  
Roadway Resurfacing Plans  
Section: 22-00101-00-RS  
Village of Villa Park

**TREE DAMAGE**

If any trees are damaged during the project, the Contractor shall obtain and file with the Village a tree assessment of the damaged trees. The tree assessment shall detail the health and condition of the damaged trees and shall provide a recommendation for or against retention of each affected tree. The tree assessment will not be paid for.

When, in the opinion of the Village, a tree assessment obtained by the Contractor does not represent an independent evaluation, the Village may direct the Contractor to obtain a second tree assessment of the damaged trees and may provide the Contractor with a list of not less than two ISA Certified Arborists, from which list the Contractor shall select one for completion of the second tree assessment. The second tree assessment, if so directed, will not be paid for.

When multiple tree assessments are obtained, it will be the opinion of the Village as to which tree assessment is utilized for the purposes of addressing the remaining requirements of this section. Further references to the tree assessment in this section shall refer to the tree assessment selected by the Village.

If the tree assessment results in a recommendation for retention of an affected tree, the Contractor shall perform tree remediation of the affected tree as follows.

Trees subject to tree remediation will be fertilized and treated with Paclobutrazol. Treatment shall consist of air spading 2 holes for every 3 sq. ft. of area within the dripline of the tree to a depth of 12 in. to 18 in. and backfilling with Biochar.

If a tree subject to tree remediation is an Oak or an Elm species and the damage occurred between the dates of April 15 and October 15, then in addition to the Paclobutrazol treatment specified herein, the damage to the tree will be sealed in a manner approved by the Engineer.

The Owner may require the Contractor to perform additional methods of tree remediation or methods of tree remediation different from those listed if recommended by the tree assessment or deemed appropriate by the Owner.

Tree remediation will not be paid for.

If the tree assessment results in a recommendation against retention of an affected tree, the Contractor shall remove the affected tree. Should removal of the affected tree result in any additional damage to the site or result in the need for any additional restoration, Contractor shall repair or replace the damage or perform the restoration as deemed necessary by the Engineer. This work shall be in accordance with Article 201.04 of the Standard Specifications, except that the work will not be paid for.

Division Street – Westmore Avenue to Addison Road  
Elm Street – Westmore Avenue to Addison Road  
Wisconsin Avenue – St.Charles Road to Division Street  
Roadway Resurfacing Plans  
Section: 22-00101-00-RS  
Village of Villa Park

If a tree is to be removed due to damage, a deduction will be applied to monies due or that might become due the Contractor. This Tree Damage Deduction will be applied as follows.

Trees to be removed due to damage will be measured per unit of diameter where one unit is equal to 1 in. The diameter will be measured at a point 4.5 ft. above the highest ground level at the base of the tree and will be determined by dividing the measured circumference of the tree by 3.1416.

If the tree had tree protection installed at the time of damage and if, in the opinion of the Village, the tree protection was correctly installed at the time of damage, the Tree Damage Deduction will be \$300 per unit of diameter of the tree.

If the tree did not have tree protection installed at the time of damage or if, in the opinion of the Village, the tree protection was not correctly installed at the time of damage, the Tree Damage Deduction will be \$800 per unit of diameter of the tree.

If a tree is to be removed due to damage, then in addition to the Tree Damage Deduction, Contractor shall also furnish and plant a tree of a species and caliper selected by the Owner at a location determined by the Owner. This work shall be in accordance with Section 253 of the Standard Specifications, except that the work will not be paid for.

**BITUMINOUS MATERIALS**

Prime coat will not be applied on aggregate bases as a part of this contract.

Tack coat shall be in accordance with the pay item special provision BITUMINOUS MATERIALS (TACK COAT).

**TEST STRIPS**

Test strips shall be in accordance with Section 406 and Section 1030 of the Standard Specifications, except as modified herein.

Test strips and the HMA mixture in test strips, if required, will not be measured for payment but shall be included in the unit bid prices of hot-mix asphalt binder courses and hot-mix asphalt surface courses.

**PORTLAND CEMENT CONCRETE PAVEMENTS AND SIDEWALKS**

Where forms are to be used for the installation of concrete, all such forms shall be wood.

Wood forms for all concrete installation shall be of a width that exceeds the required thickness of the concrete being installed

Division Street – Westmore Avenue to Addison Road  
Elm Street – Westmore Avenue to Addison Road  
Wisconsin Avenue – St.Charles Road to Division Street  
Roadway Resurfacing Plans  
Section: 22-00101-00-RS  
Village of Villa Park

**ADJUSTING RINGS**

All drainage and utility structures which are constructed, reconstructed, or adjusted as a part of this contract shall have adjusting rings installed between the topmost section of the structure and the casting.

Each structure shall be fitted with a minimum of one adjusting ring and a maximum of two adjusting rings. The topmost adjusting ring on each structure shall be rubber. The second adjusting ring on each structure, if needed, shall be precast concrete with steel reinforcement. The total height of all adjusting rings on a single structure shall be a minimum of 2 in. and a maximum of 12 in.

The mating faces of adjusting rings shall be smooth, parallel, and free of cracks, chips, spalling, or casting irregularities. Rubber mastic shall be installed between each joint.

Adjusting rings will not be paid for separately but shall be included in the cost of the items to which this work pertains.

**MOBILIZATION**

Mobilization shall be in accordance with Section 671 of the Standard Specifications, except as modified herein.

Revise Article 671.02 of the Standard Specifications to read:

**“671.02 Basis of Payment.** This work will not be paid for separately but shall be included in the unit bid prices of the items for which this work applies.”

**KEEPING ROADS OPEN TO TRAFFIC**

All roads shall remain open to traffic unless otherwise shown on the contract plans. When necessary to close one lane because of construction, the Contractor shall maintain one-way traffic during construction hours with the use of signs and flaggers as shown on the Traffic Control Standards. Two lanes of traffic will be maintained during nights and weekends when no construction activities are being carried on.

**PORTABLE TOILET**

Contractor shall furnish a portable toilet meeting Federal, State, and local health department requirements stocked with lavatory and sanitary supplies at all times. The portable toilet shall be provided at a location approved by the Engineer. The portable toilet shall be maintained in a clean and sanitary condition and shall be emptied as needed. This work will not be paid for separately but shall be included in the cost of the contract.

Division Street – Westmore Avenue to Addison Road  
Elm Street – Westmore Avenue to Addison Road  
Wisconsin Avenue – St.Charles Road to Division Street  
Roadway Resurfacing Plans  
Section: 22-00101-00-RS  
Village of Villa Park

**PROGRESS MEETINGS**

Construction progress meetings will be held on a weekly basis beginning when the contract time commences to run and continuing until the project achieves final completion. Owner may, at its discretion, reduce the frequency of such meetings or cancel any or all such meetings. Contractor's representative in responsible charge of the work shall be present at all scheduled progress meetings. If Contractor's representative is not present at one or more scheduled progress meetings, Contractor shall compensate Owner for the costs of attendance of such meetings by Owner's and Engineer's representatives. Owner will determine the rates at which such attendance is to be compensated. Owner will determine the interval or intervals at which billing will take place, and may, at Owner's discretion, submit invoices for payment to Contractor, or deduct the costs from any monies due or to become due to the Contractor from Owner.

**OPERATION OF WATER DISTRIBUTION FACILITIES**

Contractor shall not operate any water distribution facilities, including, but not limited to, valves and hydrants. If Contractor requires the operation of such facilities, Contractor shall provide a minimum of 48 hours' notice to the Village and the Village will operate such facilities.

**CONSTRUCTION SAFETY AND HEALTH STANDARDS**

It is a condition of this contract and shall be made a condition of each subcontract entered into pursuant to this contract that the Contractor and any Subcontractor shall not require any laborer or mechanic employed in performance of that contract to work in surroundings or under working conditions which are unsanitary, hazardous, or dangerous to their health or safety, as determined under Federal Construction Safety and Health Standards.

**MAINTENANCE WARRANTY**

The Contractor shall execute and deliver to the Village, before final payment will be issued, a written warranty, in a form satisfactory to the Village, which guarantees that all work is in accordance with the contract and will not be defective. This warranty shall guarantee all work for a period of 1 year from the date of final inspection.

The Contractor shall furnish a warranty bond in an amount equal to 10 percent of the final contract amount, or \$55,000.00, whichever is greater, by a surety satisfactory to the Village to guarantee Contractor's warranty to repair defective work.

If, within the warranty period, the Village determines any work to be defective, a written notice of such deficiency will be sent to the Contractor by certified mail.

The Contractor shall, within 14 calendar days of receipt of the notice of deficiency, and without cost to the Village, correct or repair such defective work, or remove and replace the defective work in accordance with the contract requirements for the item or items in question.

Division Street – Westmore Avenue to Addison Road  
Elm Street – Westmore Avenue to Addison Road  
Wisconsin Avenue – St.Charles Road to Division Street  
Roadway Resurfacing Plans  
Section: 22-00101-00-RS  
Village of Villa Park

If Contractor desires an extension of time to complete the corrective work, Contractor shall make such request in writing within 10 calendar days of receipt of the notice of deficiency. After the Contractor has filed a request for an extension of time, the Village will notify the Contractor, in writing, whether or not such extension will be approved.

Should the Contractor fail to complete the corrective work within the 14 calendar days or within such extended time as may have been allowed, the Contractor shall be liable and shall pay to the Village the amount shown in the Schedule of Deductions for Each Day of Overrun in Contract Time, not as a penalty but as liquidated damages, for each day of overrun beyond the 14 calendar days or such extended time as may have been allowed.

### **MAINTENANCE OF ROADWAYS (D1)**

Effective: September 30, 1985

Revised: November 1, 1996

Beginning on the date that work begins on this project, the Contractor shall assume responsibility for normal maintenance of all existing roadways within the limits of the improvement. This normal maintenance shall include all repair work deemed necessary by the Engineer, but shall not include snow removal operations. Traffic control and protection for maintenance of roadways will be provided by the Contractor as required by the Engineer.

If items of work have not been provided in the contract, or otherwise specified for payment, such items, including the accompanying traffic control and protection required by the Engineer, will be paid for in accordance with Article 109.04 of the "Standard Specifications".

### **RESPONSIBILITY FOR VANDALISM**

The Contractor shall be responsible for the protection of all equipment and materials. Any equipment or materials which are stolen, missing, lost, damaged, or vandalized shall be the Contractor's responsibility to replace or repair as needed at no additional cost to the contract.

The Contractor shall be responsible for the defacement of any concrete pours before they have set up. Concrete pavement, sidewalk, driveway, or curbing that has been defaced, in the opinion of the Engineer, shall be removed and replaced by the Contractor at Contractor's expense.

### **EXCAVATION AND BACKFILLING OF DRAINAGE AND UTILITY STRUCTURES**

Excavation, bedding and backfilling of drainage and utility structures which are constructed, reconstructed, or adjusted as a part of this contract will not be paid for separately but shall be included in the cost of the items to which this work pertains.

Division Street – Westmore Avenue to Addison Road  
Elm Street – Westmore Avenue to Addison Road  
Wisconsin Avenue – St.Charles Road to Division Street  
Roadway Resurfacing Plans  
Section: 22-00101-00-RS  
Village of Villa Park

**SALVAGE AND DISPOSAL OF EXISTING MATERIALS**

Existing manufactured materials which are removed and are not to be reused, including, but not limited to, frames, grates, lids, castings, sign posts, sign panels, fire hydrants, valves, stops, and fittings, shall remain the property of the Village unless the Engineer waives this requirement as specified herein.

Existing manufactured materials which are removed and are not to be reused will be inspected by the Engineer. Materials which are determined by the Engineer to be in satisfactory condition shall remain the property of the Village and shall be delivered by the Contractor to the Village of Villa Park Public Works Department yard located at 51 South Ardmore Avenue in Villa Park. Delivery shall be made during the normal working hours of the Village of Villa Park Public Works Department and the Contractor shall coordinate the day, time, and other details of delivery with the Village.

Materials which are determined by the Engineer to be in unsatisfactory condition shall become the property of the Contractor and shall be removed from the site by the end of the workday and properly disposed of by the Contractor.

The delivery or disposal of materials will not be paid for separately but shall be included in the cost of all items that include removal of existing materials.

**FRAMES, GRATES, AND LIDS**

Frames, grates, lids, and all other castings furnished under this contract shall be in accordance with Section 602 and Section 604 of the Standard Specifications, except as modified herein.

Castings shall conform to ASTM A48 Class 30. Castings shall be free of cracks, holes, swells, cold shuts, and patches. Castings shall not be coated or painted.

Frames, grates, lids, and other castings shall be furnished in accordance with the following:

Type 1 frames and closed lids shall be Neenah R-1713 self-sealing or approved equal.

Type 1 frames and open lids shall be Neenah R-1713 or approved equal.

Type 11 frames and grates located in barrier curb and gutter shall be Neenah R-3281-A with curb box or approved equal.

Division Street – Westmore Avenue to Addison Road  
Elm Street – Westmore Avenue to Addison Road  
Wisconsin Avenue – St.Charles Road to Division Street  
Roadway Resurfacing Plans  
Section: 22-00101-00-RS  
Village of Villa Park

Type 11 frames and grates located in depressed curb and gutter shall be Neenah R-3281-A with depressed curb grate or approved equal.

All other castings not specified above shall be as shown on the plans or as directed by the Engineer. If any of the castings specified are not compatible in the field due to frame height or other constraints, the Contractor shall propose an alternate casting to the Engineer for approval and shall furnish the alternate casting if approved.

Frames, grates, lids, and other castings located within curb ramps or crosswalks shall be substituted with ADA compliant castings.

All closed lid castings furnished under this contract shall be self-sealing, gasketed, watertight, and shall have machined bearing surfaces and concealed pick holes. The top surface of all closed lids shall be embossed with the words "VILLAGE OF VILLA PARK". The top surface of closed lids shall also be embossed with the word "SANITARY", "STORM", or "WATER" as appropriate.

Enviro-curb logos on curb boxes for Type 11 frames and grates shall have the words "DUMP NO WASTE" and "DRAINS TO RIVER" or "DRAINS TO WATERWAY" cast into the top of all curb boxes.

This work will not be paid for separately but shall be included in the cost of all pay items that include the furnishing of frames, grates, lids, or other castings.

### **PROTECTION OF EXISTING DRAINAGE FACILITIES DURING CONSTRUCTION**

Unless otherwise noted in the contract plans, the existing drainage facilities shall remain in use during the period of construction.

Locations of existing drainage structures and sewers, if shown on the contract plans, are approximate. Prior to commencement of work, the Contractor, at his/her own expense, shall determine the exact location of existing structures which are within the proposed construction site.

All drainage structures are to be kept free from any debris resulting from construction operations. All work and materials necessary to prevent accumulation of debris in the drainage structure resulting from construction operations shall be removed at the Contractor's own expense, and no extra compensation will be allowed.

Unless reconstruction or adjustment of an existing manhole, catch basin, or inlet is called for in the contract plans or ordered by the Engineer, the proposed work shall meet the existing elevations of these structures. Should reconstruction or adjustment of a drainage structure be required by the Engineer in the field, the necessary work and

Division Street – Westmore Avenue to Addison Road  
Elm Street – Westmore Avenue to Addison Road  
Wisconsin Avenue – St.Charles Road to Division Street  
Roadway Resurfacing Plans  
Section: 22-00101-00-RS  
Village of Villa Park

payment shall be done in accordance with Section 602 and Article 104.02 respectively, of the Standard Specifications.

Existing frames and grates are to remain unless otherwise noted in the contract plans or as directed by the Engineer. Frames and grates that are missing or damaged prior to construction shall be replaced. The type of replacements frame or grate shall be determined by the Engineer, and replacement and payment for same shall be in accordance with Section 604 and Article 104.02 respectively, of the Standard Specifications unless otherwise noted in the plans or special provisions.

**DROP HAMMERS**

The use of drop hammers or similar equipment will not be permitted.

**AVAILABLE REPORTS**

No project specific reports were prepared.

When applicable, the following checked reports and record information is available for Bidders' reference upon request:

- Record structural plans
- Preliminary Site Investigation (PSI)
- Preliminary Environmental Site Assessment (PESA)
- Soils/Geotechnical Report
- Boring Logs
- Pavement Cores
- Location Drainage Study (LDS)
- Hydraulic Report
- Noise Analysis
- Other: N/A

Those seeking these reports should request access from:

Karla Bastien – Civil Engineer  
Village of Villa Park  
Engineering Division

Division Street – Westmore Avenue to Addison Road  
Elm Street – Westmore Avenue to Addison Road  
Wisconsin Avenue – St.Charles Road to Division Street  
Roadway Resurfacing Plans  
Section: 22-00101-00-RS  
Village of Villa Park

Phone: (630) 834-8505  
Email: kbastien@invillapark.com

**STATUS OF UTILITIES (D1)**

Effective: June 1, 2016  
Revised: January 1, 2020

Utility companies and/or municipal owners located within the construction limits of this project have provided the following information regarding their facilities and the proposed improvements. The tables below contain a description of specific conflicts to be resolved and/or facilities which will require some action on the part of the Department's contractor to proceed with work. Each table entry includes an identification of the action necessary and, if applicable, the estimated duration required for the resolution.

**UTILITIES TO BE ADJUSTED**

Conflicts noted below have been identified by following the suggested staging plan included in the contract. The company has been notified of all conflicts and will be required to obtain the necessary permits to complete their work; in some instances, resolution will be a function of the construction staging. The responsible agency must relocate, or complete new installations as noted below; this work has been deemed necessary to be complete for the Department's contractor to then work in the stage under which the item has been listed.

**Stage 1**

STAGE / LOCATION	TYPE	DESCRIPTION	RESPONSIBLE AGENCY	DURATION OF TIME
No Conflicts Anticipated				

**All Stages: 0 Days Total Installation**

The following contact information is what was used during the preparation of the plans as provided by the Agency/Company responsible for resolution of the conflict.

Agency/Company Responsible to Resolve Conflict	Name of contact	Phone	E-mail address
None			

Division Street – Westmore Avenue to Addison Road  
Elm Street – Westmore Avenue to Addison Road  
Wisconsin Avenue – St.Charles Road to Division Street  
Roadway Resurfacing Plans  
Section: 22-00101-00-RS  
Village of Villa Park

**UTILITIES TO BE WATCHED AND PROTECTED**

The areas of concern noted below have been identified by following the suggested staging plan included for the contract. The information provided is not a comprehensive list of all remaining utilities, but those which during coordination were identified as ones which might require the Department’s contractor to take into consideration when making the determination of the means and methods that would be required to construct the proposed improvement. In some instances, the contractor will be responsible to notify the owner in advance of the work to take place so necessary staffing on the owner’s part can be secured.

**Stage 1**

STAGE / LOCATION	TYPE	DESCRIPTION	OWNER

The following contact information is what was used during the preparation of the plans as provided by the owner of the facility.

Agency/Company to Resolve Conflict	Name of contact	Phone	E-mail address

The above represents the best information available to the Department and is included for the convenience of the bidder. The days required for conflict resolution should be considered in the bid as this information has also been factored into the timeline identified for the project when setting the completion date. The applicable portions of the Standard Specifications for Road and Bridge Construction shall apply.

Estimated duration of time provided above for the first conflicts identified will begin on the date of the executed contract regardless of the status of the utility relocations. The responsible agencies will be working toward resolving subsequent conflicts in conjunction with contractor activities in the number of days noted.

The estimated relocation duration must be part of the progress schedule submitted by the contractor. A utility kickoff meeting will be scheduled between the Department, the Department’s contractor and the utility companies when necessary. The Department’s contractor is responsible for contacting J.U.L.I.E. prior to all excavation work.

**COARSE AGGREGATE FOR BACKFILL, TRENCH BACKFILL AND BEDDING (D1)**

Effective: November 1, 2011  
Revised: November 1, 2013

This work shall be according to Section 1004.05 of the Standard Specifications except for the following:

Reclaimed Asphalt Pavement (RAP) maybe blended with gravel, crushed gravel, crushed stone crushed concrete, crushed slag, chats, crushed sand stone or wet bottom boiler slag. The RAP used shall be according to the current Bureau of Materials and Physical Research Policy Memorandum, “Reclaimed Asphalt Pavement (RAP) for Aggregate Applications”. The RAP shall be uniformly graded and shall pass the 1.0 in. (25 mm) screen. When RAP is blended with any of the coarse aggregate listed above, the blending shall be done mechanically with calibrated

Division Street – Westmore Avenue to Addison Road  
 Elm Street – Westmore Avenue to Addison Road  
 Wisconsin Avenue – St.Charles Road to Division Street  
 Roadway Resurfacing Plans  
 Section: 22-00101-00-RS  
 Village of Villa Park

feeders. The feeders shall have an accuracy of  $\pm 2.0$  percent of the actual quantity of material delivered. The final blended product shall not contain more than 40 percent by weight RAP.

The coarse aggregate listed above shall meet CA 6 and CA 10 gradations prior to being blended with the processed and uniformly graded RAP. Gradation deleterious count shall not exceed 10% of total RAP and 5% of other by total weight.

**HOT-MIX ASPHALT BINDER AND SURFACE COURSE (D1)**

Effective: November 1, 2019

Revised: December 1, 2021

Revise Article 1004.03(c) to read:

“(c) Gradation. The coarse aggregate gradations shall be as listed in the following table.

Use	Size/Application	Gradation No.
Class A-1, A-2, & A-3	3/8 in. (10 mm) Seal	CA 16 or CA 20
Class A-1	1/2 in. (13 mm) Seal	CA 15
Class A-2 & A-3	Cover Coat	CA 14
HMA High ESAL	IL-19.0; Stabilized Subbase IL-19.0	CA 11 <sup>1/</sup>
	SMA 12.5 <sup>2/</sup>	CA 13 <sup>4/</sup> , CA 14, or CA 16
	SMA 9.5 <sup>2/</sup>	CA 13 <sup>3/4/</sup> or CA 16 <sup>3/</sup>
	IL-9.5	CA 16, CM 13 <sup>4/</sup>
	IL-9.5FG	CA 16
HMA Low ESAL	IL-19.0L	CA 11 <sup>1/</sup>
	IL-9.5L	CA 16

1/ CA 16 or CA 13 may be blended with the CA 11.

2/ The coarse aggregates used shall be capable of being combined with the fine aggregates and mineral filler to meet the approved mix design and the mix requirements noted herein.

3/ The specified coarse aggregate gradations may be blended.

4/ CA 13 shall be 100 percent passing the 1/2 in. (12.5mm) sieve.”

Revise Article 1004.03(e) of the Supplemental Specifications to read:

“(e) Absorption. For SMA the coarse aggregate shall also have water absorption  $\leq 2.0$  percent.”

Division Street – Westmore Avenue to Addison Road  
 Elm Street – Westmore Avenue to Addison Road  
 Wisconsin Avenue – St.Charles Road to Division Street  
 Roadway Resurfacing Plans  
 Section: 22-00101-00-RS  
 Village of Villa Park

Revise the “High ESAL” portion of the table in Article 1030.01 to read:

“High ESAL	Binder Courses	IL-19.0, IL-9.5, IL-9.5FG, IL-4.75, SMA 12.5, Stabilized Subbase IL-19.0
	Surface Courses	IL-9.5, IL-9.5FG, SMA 12.5, SMA 9.5”

Revise Note 2. and add Note 6 to Article 1030.02 of the Standard Specifications to read:

“Item	Article/Section
(g) Performance Graded Asphalt Binder (Note 6)	1032
(h) Fibers (Note 2)	

Note 2. A stabilizing additive such as cellulose or mineral fiber shall be added to the SMA mixture according to Illinois Modified AASHTO M 325. The stabilizing additive shall meet the Fiber Quality Requirements listed in Illinois Modified AASHTO M 325. Prior to approval and use of fibers, the Contractor shall submit a notarized certification by the producer of these materials stating they meet these requirements. Reclaimed Asphalt Shingles (RAS) may be used in Stone Matrix Asphalt (SMA) mixtures designed with an SBA polymer modifier as a fiber additive if the mix design with RAS included meets AASHTO T305 requirements. The RAS shall be from a certified source that produces either Type I or Type 2. Material shall meet requirements noted herein and the actual dosage rate will be determined by the Engineer.

Note 6. The asphalt binder shall be an SBS PG 76-28 when the SMA is used on a full-depth asphalt pavement and SBS PG 76-22 when used as an overlay, except where modified herein. The asphalt binder shall be a SBS PG 76-22 for IL-4.75, except where modified herein..”

Revise table in Article 1030.05(a) of the Standard Specifications to read:

“MIXTURE COMPOSITION (% PASSING) <sup>1/</sup>												
Sieve Size	IL-19.0 mm		SMA 12.5		SMA 9.5		IL-9.5mm		IL-9.5FG		IL-4.75 mm	
	min	max	min	max	min	max	min	max	min	max	min	max

Division Street – Westmore Avenue to Addison Road  
 Elm Street – Westmore Avenue to Addison Road  
 Wisconsin Avenue – St.Charles Road to Division Street  
 Roadway Resurfacing Plans  
 Section: 22-00101-00-RS  
 Village of Villa Park

1 1/2 in. (37.5 mm)												
1 in. (25 mm)		100										
3/4 in. (19 mm)	90	100		100								
1/2 in. (12.5 mm)	75	89	80	100		100		100		100		100
3/8 in. (9.5 mm)				65	90	100	90	100	90	100		100
#4 (4.75 mm)	40	60	20	30	36	50	34	69	60	75 <sup>6/</sup>	90	100
#8 (2.36 mm)	20	42	16	24 <sup>4/</sup>	16	32 <sup>4/</sup>	34 <sup>5/</sup>	52 <sup>2/</sup>	45	60 <sup>6/</sup>	70	90
#16 (1.18 mm)	15	30					10	32	25	40	50	65
#30 (600 μm)			12	16	12	18			15	30		
#50 (300 μm)	6	15					4	15	8	15	15	30
#100 (150 μm)	4	9					3	10	6	10	10	18
#200 (75 μm)	3.0	6.0	7.0	9.0 <sup>3/</sup>	7.5	9.5 <sup>3/</sup>	4.0	6.0	4.0	6.5	7.0	9.0 <sup>3/</sup>
#635 (20 μm)			≤ 3.0		≤ 3.0							
Ratio Dust/Asphalt Binder		1.0		1.5		1.5		1.0		1.0		1.0

- 1/ Based on percent of total aggregate weight.
- 2/ The mixture composition shall not exceed 44 percent passing the #8 (2.36 mm) sieve for surface courses with Ndesign = 90.
- 3/ Additional minus No. 200 (0.075 mm) material required by the mix design shall be mineral filler, unless otherwise approved by the Engineer.
- 4/ When establishing the Adjusted Job Mix Formula (AJMF) the percent passing the #8 (2.36 mm) sieve shall not be adjusted above the percentage stated on the table.
- 5/ When establishing the Adjusted Job Mix Formula (AJMF) the percent passing the #8 (2.36 mm) sieve shall not be adjusted below 34 percent.
- 6/ When the mixture is used as a binder, the maximum shall be increased by 0.5 percent passing.”

Revise Article 1030.05(b) of the Standard Specifications to read:

(b) Volumetric Requirements. The target value for the air voids of the HMA shall be 4.0 percent, for IL-4.75 and SMA mixtures it shall be 3.5 percent and for Stabilized Subbase it shall be 3.0 percent at the design number of gyrations. The voids in the mineral aggregate (VMA) and voids filled with asphalt binder (VFA) of the HMA

Division Street – Westmore Avenue to Addison Road  
 Elm Street – Westmore Avenue to Addison Road  
 Wisconsin Avenue – St.Charles Road to Division Street  
 Roadway Resurfacing Plans  
 Section: 22-00101-00-RS  
 Village of Villa Park

design shall be based on the nominal maximum size of the aggregate in the mix and shall conform to the following requirements.

Mix Design	Voids in the Mineral Aggregate (VMA), % Minimum for Ndesign				
	30	50	70	80	90
IL-19.0		13.5	13.5		13.5
IL-9.5		15.0	15.0		
IL-9.5FG		15.0	15.0		
IL-4.75 <sup>1/</sup>		18.5			
SMA-12.5 <sup>1/2/5/</sup>				17.0 <sup>3/</sup> /16.0 <sup>4/</sup>	
SMA-9.5 <sup>1/2/5/</sup>				17.0 <sup>3/</sup> /16.0 <sup>4/</sup>	
IL-19.0L	13.5				
IL-9.5L	15.0				

- 1/ Maximum draindown shall be 0.3 percent according to Illinois Modified AASHTO T 305.
- 2/ The draindown shall be determined at the JMF asphalt binder content at the mixing temperature plus 30°F.
- 3/ Applies when specific gravity of coarse aggregate is ≥ 2.760.
- 4/ Applies when specific gravity of coarse aggregate is < 2.760.
- 5/ For surface course, the coarse aggregate can be crushed steel slag, crystalline crushed stone or crushed sandstone. For binder course, coarse aggregate shall be crushed stone (dolomite), crushed gravel, crystalline crushed stone, or crushed sandstone”

Revise the last paragraph of Article 1102.01 (a) (5) of the Standard Specifications to read:

“IL-4.75 and Stone Matrix Asphalt (SMA) mixtures which contain aggregate having absorptions greater than or equal to 2.0 percent, or which contain steal slag sand, shall have minimum surge bin storage plus haul time of 1.5 hours.”

Add after third sentence of Article 1030.09(b) to read:

“ If the Contractor and Engineer agree the nuclear density test method is not appropriate for the mixture, cores shall be taken at random locations determined according to the QC/QA document "Determination of Random Density Test Site Locations". Core densities shall be determined using the Illinois Modified AASHTO T 166 or T 275 procedure.”

Division Street – Westmore Avenue to Addison Road  
 Elm Street – Westmore Avenue to Addison Road  
 Wisconsin Avenue – St.Charles Road to Division Street  
 Roadway Resurfacing Plans  
 Section: 22-00101-00-RS  
 Village of Villa Park

Revise Table 1 and Note 4/ of Table 1 in Article 406.07(a) of the Standard Specifications to read:

	Breakdown/Intermediate Roller (one of the following)	Final Roller (one or more of the following)	Density Requirement
IL-9.5, IL-9.5FG, IL-19.0 <sup>1/</sup>	V <sub>D</sub> , P , T <sub>B</sub> , 3W, O <sub>T</sub> , O <sub>B</sub>	V <sub>S</sub> , T <sub>B</sub> , T <sub>F</sub> , O <sub>T</sub>	As specified in Section 1030
IL-4.75 and SMA <sup>3/ 4/</sup>	T <sub>B</sub> , 3W, O <sub>T</sub>	T <sub>F</sub> , 3W	As specified in Section 1030
Mixtures on Bridge Decks <sup>2/</sup>	T <sub>B</sub>	T <sub>F</sub>	As specified in Articles 582.05 and 582.06.

“4/ The Contractor shall provide a minimum of two steel-wheeled tandem rollers (T<sub>B</sub>), and/or three-wheel (3W) rollers for breakdown, except one of the (T<sub>B</sub>) or (3W) rollers shall be 84 inches (2.14 m) wide and a weight of 315 pound per linear inch (PLI) (5.63 kg/mm) and one of the (T<sub>B</sub>) or (3W) rollers can be substituted for an oscillatory roller (O<sub>T</sub>). T<sub>F</sub> rollers shall be a minimum of 280 lb/in. (50 N/mm). The 3W and T<sub>B</sub> rollers shall be operated at a uniform speed not to exceed 3 mph (5 km/h), with the drive roll for T<sub>B</sub> rollers nearest the paver and maintain an effective rolling distance of not more than 150 ft (45 m) behind the paver.”

Add the following after the fourth paragraph of Article 406.13 (b):

“The plan quantities of SMA mixtures shall be adjusted using the actual approved binder and surface Mix Design’s G<sub>mb</sub>.”

Revise first paragraph of Article 1030.10 of the Standard Specifications to read:

“A test strip of 300 ton (275 metric tons), except for SMA mixtures it will be 400 ton (363 metric ton), will be required for each mixture on each contract at the beginning of HMA production for each construction year according to the Manual of Test Procedures for Materials “Hot Mix Asphalt Test Strip Procedures”. At the request of the Producer, the Engineer may waive the test strip if previous construction during the current construction year has demonstrated the constructability of the mix using Department test results.”

Revise third paragraph of Article 1030.10 of the Standard Specifications to read:

“When a test strip is constructed, the Contractor shall collect and split the mixture according to the document “Hot-Mix Asphalt Test Strip Procedures”. The Engineer, or a representative, shall deliver split sample to the District Laboratory for verification testing. The Contractor shall complete mixture tests stated in Article 1030.09(a). Mixture sampled shall include enough material for the Department to conduct mixture tests detailed in Article 1030.09(a) and in the document “Hot-Mix Asphalt Mixture Design Verification Procedure” Section 3.3. The mixture test results shall meet the requirements of Articles 1030.05(b) and 1030.05(d), except Hamburg wheel tests will only be conducted on High ESAL mixtures during production.”

**FRICITION AGGREGATE (D1)**

Effective: January 1, 2011

Revised: December 1, 2021

Revise Article 1004.03(a) of the Standard Specifications to read:

**“1004.03 Coarse Aggregate for Hot-Mix Asphalt (HMA).** The aggregate shall be according to Article 1004.01 and the following.

(a) Description. The coarse aggregate for HMA shall be according to the following table.

Use	Mixture	Aggregates Allowed
Class A	Seal or Cover	<u>Allowed Alone or in Combination</u> <sup>5/</sup> : Gravel Crushed Gravel Carbonate Crushed Stone Crystalline Crushed Stone Crushed Sandstone Crushed Slag (ACBF) Crushed Steel Slag Crushed Concrete
HMA Low ESAL	Stabilized Subbase or Shoulders	<u>Allowed Alone or in Combination</u> <sup>5/</sup> : Gravel Crushed Gravel Carbonate Crushed Stone Crystalline Crushed Stone Crushed Sandstone Crushed Slag (ACBF) Crushed Steel Slag <sup>1/</sup> Crushed Concrete
HMA High ESAL Low ESAL	Binder IL-19.0 or IL-19.0L  SMA Binder	<u>Allowed Alone or in Combination</u> <sup>5/ 6/</sup> : Crushed Gravel Carbonate Crushed Stone <sup>2/</sup> Crystalline Crushed Stone Crushed Sandstone Crushed Slag (ACBF) Crushed Concrete <sup>3/</sup>

Division Street – Westmore Avenue to Addison Road  
 Elm Street – Westmore Avenue to Addison Road  
 Wisconsin Avenue – St.Charles Road to Division Street  
 Roadway Resurfacing Plans  
 Section: 22-00101-00-RS  
 Village of Villa Park

Use	Mixture	Aggregates Allowed	
HMA High ESAL Low ESAL	C Surface and Binder IL-9.5 IL-9.5FG or IL-9.5L	<u>Allowed Alone or in Combination</u> <sup>5/</sup> : Crushed Gravel Carbonate Crushed Stone <sup>2/</sup> Crystalline Crushed Stone Crushed Sandstone Crushed Slag (ACBF) Crushed Steel Slag <sup>4/</sup> Crushed Concrete <sup>3/</sup>	
HMA High ESAL	D Surface and Binder IL-9.5 or IL-9.5FG	<u>Allowed Alone or in Combination</u> <sup>5/</sup> : Crushed Gravel Carbonate Crushed Stone (other than Limestone) <sup>2/</sup> Crystalline Crushed Stone Crushed Sandstone Crushed Slag (ACBF) Crushed Steel Slag <sup>4/</sup>	
		<u>Other Combinations Allowed:</u>	
		<i>Up to...</i>	<i>With...</i>
		25% Limestone	Dolomite
		50% Limestone	Any Mixture D aggregate other than Dolomite
75% Limestone	Crushed Slag (ACBF) or Crushed Sandstone		
HMA High ESAL	E Surface IL-9.5  SMA Ndesign 80 Surface	<u>Allowed Alone or in Combination</u> <sup>5/ 6/</sup> : Crushed Gravel Crystalline Crushed Stone Crushed Sandstone Crushed Slag (ACBF) Crushed Steel Slag  No Limestone.	
		<u>Other Combinations Allowed:</u>	
		<i>Up to...</i>	<i>With...</i>
		50% Dolomite <sup>2/</sup>	Any Mixture E aggregate

Division Street – Westmore Avenue to Addison Road  
 Elm Street – Westmore Avenue to Addison Road  
 Wisconsin Avenue – St.Charles Road to Division Street  
 Roadway Resurfacing Plans  
 Section: 22-00101-00-RS  
 Village of Villa Park

Use	Mixture	Aggregates Allowed	
		75% Dolomite <sup>2/</sup>	Crushed Sandstone, Crushed Slag (ACBF), Crushed Steel Slag, or Crystalline Crushed Stone
		75% Crushed Gravel <sup>2/</sup>	Crushed Sandstone, Crystalline Crushed Stone, Crushed Slag (ACBF), or Crushed Steel Slag
HMA High ESAL	F Surface IL-9.5  SMA Ndesign 80 Surface	<u>Allowed Alone or in Combination</u> <sup>5/ 6/</sup> :	
		Crystalline Crushed Stone Crushed Sandstone Crushed Slag (ACBF) Crushed Steel Slag No Limestone.	
		<u>Other Combinations Allowed:</u>	
		<i>Up to...</i>	<i>With...</i>
		50% Crushed Gravel <sup>2/</sup> or Dolomite <sup>2/</sup>	Crushed Sandstone, Crushed Slag (ACBF), Crushed Steel Slag, or Crystalline Crushed Stone

- 1/ Crushed steel slag allowed in shoulder surface only.
- 2/ Carbonate crushed stone (limestone) and/or crushed gravel shall not be used in SMA Ndesign 80.
- 3/ Crushed concrete will not be permitted in SMA mixes.
- 4/ Crushed steel slag shall not be used as binder.
- 5/ When combinations of aggregates are used, the blend percent measurements shall be by volume.”
- 6/ Combining different types of aggregate will not be permitted in SMA Ndesign 80.”

**HOT-MIX ASPHALT – MIXTURE DESIGN VERIFICATION AND PRODUCTION (D1)**

Effective: January 1, 2019  
 Revised: December 1, 2021

Add to Article 1030.05 (d)(3) of the Standard Specifications to read:

“ During mixture design, prepared samples shall be submitted to the District laboratory by the Contractor for verification testing. The required testing, and number and size of prepared samples submitted, shall be according to the following tables.

Division Street – Westmore Avenue to Addison Road  
 Elm Street – Westmore Avenue to Addison Road  
 Wisconsin Avenue – St.Charles Road to Division Street  
 Roadway Resurfacing Plans  
 Section: 22-00101-00-RS  
 Village of Villa Park

High ESAL – Required Samples for Verification Testing	
Mixture	Hamburg Wheel and I-FIT Testing <sup>1/2/</sup>
Binder	total of 3 - 160 mm tall bricks
Surface	total of 4 - 160 mm tall bricks

Low ESAL – Required Samples for Verification Testing	
Mixture	I-FIT Testing <sup>1/2/</sup>
Binder	1 - 160 mm tall brick
Surface	2 - 160 mm tall bricks

- 1/ The compacted gyratory bricks for Hamburg wheel and I-FIT testing shall be 7.5 ± 0.5 percent air voids.
- 2/ If the Contractor does not possess the equipment to prepare the 160 mm tall brick(s), twice as many 115 mm tall compacted gyratory bricks will be acceptable.

Revise the fourth paragraph of Article 1030.10 of the Standard Specifications to read:

“When a test strip is not required, each HMA mixture shall still be sampled on the first day of production: I-FIT and Hamburg wheel testing for High ESAL; I-FIT testing for Low ESAL. Within two working days after sampling the mixture, the Contractor shall deliver gyratory cylinders to the District laboratory for Department verification testing. The High ESAL mixture test results shall meet the requirements of Articles 1030.05(d)(3) and 1030.05(d)(4). The Low ESAL mixture test results shall meet the requirements of Article 1030.05(d)(4). The required number and size of prepared samples submitted for the Hamburg wheel and I-FIT testing shall be according to the “High ESAL - Required Samples for Verification Testing” table in Article 1030.05(d)(3) above.”

Add the following to the end of Article 1030.10 of the Standard Specifications to read:

“Mixture sampled during first day of production shall include approximately 60 lb (27 kg) of additional material for the Department to conduct Hamburg wheel testing and approximately 80 lb (36 kg) of additional material for the Department to conduct I-FIT\_testing. Within two working days after sampling, the Contractor shall deliver prepared samples to the District laboratory for verification testing. The required number and size of prepared samples submitted for the Hamburg wheel and I-FIT testing shall be according to the “High ESAL - Required Samples for Verification Testing” table in Article 1030.05(d)(3) above.”

Division Street – Westmore Avenue to Addison Road  
Elm Street – Westmore Avenue to Addison Road  
Wisconsin Avenue – St.Charles Road to Division Street  
Roadway Resurfacing Plans  
Section: 22-00101-00-RS  
Village of Villa Park

**HOT-MIX ASPHALT (D-1)**

Effective: January 1, 2022  
Revised: August 1, 2022

Replace Article 1030.09(g)(1) of the Standard Specifications with the following:

“(1) The Contractor shall sample approximately 150 lb (70 kg) of mix as required for the Department’s random mixture verification tests according to Article 1030.09(h)(1).”

Replace the second sentence of Article 1030.09(h)(1) of the Standard Specifications with the following:

“ The Engineer will randomly identify one sample for each 3,000 tons (2,720 metric tons) of mix, with a minimum of one sample per mix. If the remaining mix quantity is 600 tons (544 metric tons) or less, the quantity will be combined with the previous 3,000 tons (2,720 metric tons) in the Engineer’s random sample identification. If the required tonnage of a mixture for a single pay item is less than 250 tons (225 metric tons) in total, the Engineer will waive mixture verification tests.”

Add the following to the end of the third paragraph of Article 1030.09(h)(2) of the Standard Specifications:

“The HMA maximum theoretical specific gravity (Gmm) will be based on the Department mixture verification test. If there is more than one Department mixture verification Gmm test, the Gmm will be based on the average of the Department test results.”

**GROUND TIRE RUBBER (GTR) MODIFIED ASPHALT BINDER (D1)**

Effective: June 26, 2006  
Revised: December 1, 2021

Add the following to the end of article 1032.05 of the Standard Specifications:

“(c) Ground Tire Rubber (GTR) Modified Asphalt Binder. A quantity of 10.0 to 14.0 percent GTR (Note 1) shall be blended by dry unit weight with a PG 64-28 to make a GTR 70-28 or a PG 58-28 to make a GTR 64-28. The base PG 64-28 and PG 58-28 asphalt binders shall meet the requirements of Article 1032.05(a). Compatible polymers may be added during production. The GTR modified asphalt binder shall meet the requirements of the following table.

<b>Test</b>	<b>Asphalt Grade GTR 70-28</b>	<b>Asphalt Grade GTR 64-28</b>
Flash Point (C.O.C.), AASHTO T 48, °F (°C), min.	450 (232)	450 (232)
Rotational Viscosity, AASHTO T 316 @ 275 °F (135 °C), Poises, Pa-s, max.	30 (3)	30 (3)
Softening Point, AASHTO T 53, °F (°C), min.	135 (57)	130 (54)

Division Street – Westmore Avenue to Addison Road  
 Elm Street – Westmore Avenue to Addison Road  
 Wisconsin Avenue – St.Charles Road to Division Street  
 Roadway Resurfacing Plans  
 Section: 22-00101-00-RS  
 Village of Villa Park

Elastic Recovery, ASTM D 6084, Procedure A (sieve waived) @ 77 °F, (25 °C), aged, ss, 100 mm elongation, 5 cm/min., cut immediately, %, min.	65	65
--	----	----

Note 1. GTR shall be produced from processing automobile and/or light truck tires by the ambient grinding method. GTR shall not exceed 1/16 in. (2 mm) in any dimension and shall contain no free metal particles or other materials. A mineral powder (such as talc) meeting the requirements of AASHTO M 17 may be added, up to a maximum of four percent by weight of GTR to reduce sticking and caking of the GTR particles. When tested in accordance with Illinois modified AASHTO T 27, a 50 g sample of the GTR shall conform to the following gradation requirements:

Sieve Size	Percent Passing
No. 16 (1.18 mm)	100
No. 30 (600 μm)	95 ± 5
No. 50 (300 μm)	> 20

Add the following to the end of Note 1. of article 1030.03 of the Standard Specifications:

“A dedicated storage tank for the Ground Tire Rubber (GTR) modified asphalt binder shall be provided. This tank must be capable of providing continuous mechanical mixing throughout by continuous agitation and recirculation of the asphalt binder to provide a uniform mixture. The tank shall be heated and capable of maintaining the temperature of the asphalt binder at 300 °F to 350 °F (149 °C to 177 °C). The asphalt binder metering systems of dryer drum plants shall be calibrated with the actual GTR modified asphalt binder material with an accuracy of ± 0.40 percent.”

**TRAFFIC CONTROL PLAN (D1)**

Effective: September 30, 1985

Revised: January 1, 2007

Traffic Control shall be according to the applicable sections of the Standard Specifications, the Supplemental Specifications, the "Illinois Manual on Uniform Traffic Control Devices for Streets and Highways", any special details and State Standards contained in the plans, and the Special Provisions contained herein.

Special attention is called to Article 107.09 of the Standard Specifications and the following State Standards, Details, Quality Standard for Work Zone Traffic Control Devices, Recurring Special Provisions and Special Provisions contained herein, relating to traffic control.

The Contractor shall contact the District One Bureau of Traffic at least 72 hours in advance of beginning work.

**STANDARDS**

Special attention is called to the following State Standards related to traffic control:

- 701006-05      701301-04      701311-03      701501-06      701801-06      701901-08

Division Street – Westmore Avenue to Addison Road  
Elm Street – Westmore Avenue to Addison Road  
Wisconsin Avenue – St.Charles Road to Division Street  
Roadway Resurfacing Plans  
Section: 22-00101-00-RS  
Village of Villa Park

DETAILS

Special attention is called to the details included in the Plans related to traffic control:

- Traffic Control and Protection for Side Roads, Intersections and Driveways (TC-10)
- District One Typical Pavement Markings (TC-13)
- Arterial Road Information Sign (TC-22)
- Driveway Entrance Signing (TC-26)

SPECIAL PROVISIONS

Special attention is called to the following Special Provisions relating to traffic control:

BDE SPECIAL PROVISIONS

Work Zone Traffic Control Devices (BDE)

SPECIAL PROVISIONS:

- Maintenance of Roadways (D1)
- Public Convenience and Safety (D1)
- Temporary Information Signing
- LRS 3 – Work Zone Traffic Control Surveillance
- LRS 4 – Flaggers in Work Zones

ADJUSTMENTS AND RECONSTRUCTIONS (D1)

Effective: March 15, 2011

Revise the first paragraph of Article 602.04 to read:

**“602.04 Concrete.** Cast-in-place concrete for structures shall be constructed of Class SI concrete according to the applicable portions of Section 503. Cast-in-place concrete for pavement patching around adjustments and reconstructions shall be constructed of Class PP-1 concrete, unless otherwise noted in the plans, according to the applicable portions of Section 1020.”

Revise the third, fourth and fifth sentences of the second paragraph of Article 602.11(c) to read:

“Castings shall be set to the finished pavement elevation so that no subsequent adjustment will be necessary, and the space around the casting shall be filled with Class PP-1 concrete, unless otherwise noted in the plans, to the elevation of the surface of the base course or binder course. HMA surface or binder course material shall not be allowed. The pavement may be opened to traffic according to Article 701.17(e)(3)b.”

Revise Article 603.05 to read:

**“603.05 Replacement of Existing Flexible Pavement.** After the castings have been adjusted, the surrounding space shall be filled with Class PP-1 concrete, unless otherwise noted in the plans, to the elevation of

Division Street – Westmore Avenue to Addison Road  
Elm Street – Westmore Avenue to Addison Road  
Wisconsin Avenue – St.Charles Road to Division Street  
Roadway Resurfacing Plans  
Section: 22-00101-00-RS  
Village of Villa Park

the surface of the base course or binder course. HMA surface or binder course material shall not be allowed. The pavement may be opened to traffic according to Article 701.17(e)(3)b.”

Revise Article 603.06 to read:

“**603.06 Replacement of Existing Rigid Pavement.** After the castings have been adjusted, the pavement and HMA that was removed, shall be replaced with Class PP-1 concrete, unless otherwise noted in the plans, not less than 9 in. (225 mm) thick. The pavement may be opened to traffic according to Article 701.17(e)(3)b.

The surface of the Class PP concrete shall be constructed flush with the adjacent surface.”

Revise the first sentence of Article 603.07 to read:

“**603.07 Protection Under Traffic.** After the casting has been adjusted and the Class PP concrete has been placed, the work shall be protected by a barricade and two lights according to Article 701.17(e)(3)b.”

**DRAINAGE AND INLET PROTECTION UNDER TRAFFIC (D1)**

Effective: April 1, 2011

Revised: April 2, 2011

Add the following to Article 603.02 of the Standard Specifications:

- “(i) Temporary Hot-Mix Asphalt (HMA) Ramp (Note 1) ..... 1030
- “(j) Temporary Rubber Ramps (Note 2)

Note 1. The HMA shall have maximum aggregate size of 3/8 in. (95 mm).

Note 2. The rubber material shall be according to the following.

Property	Test Method	Requirement
Durometer Hardness, Shore A	ASTM D 2240	75 ±15
Tensile Strength, psi (kPa)	ASTM D 412	300 (2000) min
Elongation, percent	ASTM D 412	90 min
Specific Gravity	ASTM D 792	1.0 - 1.3
Brittleness, °F (°C)	ASTM D 746	-40 (-40)”

Revise Article 603.07 of the Standard Specifications to read:

“**603.07 Protection Under Traffic.** After the casting has been adjusted and the Class PP concrete has been placed, the work shall be protected by a barricade and two lights according to Article 701.17(e)(3)b.

When castings are under traffic before the final surfacing operation has been started, properly sized temporary ramps shall be placed around the drainage and/or utility castings according to the following methods.

Division Street – Westmore Avenue to Addison Road  
Elm Street – Westmore Avenue to Addison Road  
Wisconsin Avenue – St.Charles Road to Division Street  
Roadway Resurfacing Plans  
Section: 22-00101-00-RS  
Village of Villa Park

- (a) Temporary Asphalt Ramps. Temporary hot-mix asphalt ramps shall be placed around the casting, flush with its surface and decreasing to a featheredge in a distance of 2 ft (600 mm) around the entire surface of the casting.
- (b) Temporary Rubber Ramps. Temporary rubber ramps shall only be used on roadways with permanent posted speeds of 40 mph or less and when the height of the casting to be protected meets the proper sizing requirements for the rubber ramps as shown below.

Dimension	Requirement
Inside Opening	Outside dimensions of casting + 1 in. (25 mm)
Thickness at inside edge	Height of casting ± 1/4 in. (6 mm)
Thickness at outside edge	1/4 in. (6 mm) max.
Width, measured from inside opening to outside edge	8 1/2 in. (215 mm) min

Placement shall be according to the manufacturer’s specifications.

Temporary ramps for castings shall remain in place until surfacing operations are undertaken within the immediate area of the structure. Prior to placing the surface course, the temporary ramp shall be removed. Excess material shall be disposed of according to Article 202.03.”

Division Street – Westmore Avenue to Addison Road  
Elm Street – Westmore Avenue to Addison Road  
Wisconsin Avenue – St.Charles Road to Division Street  
Roadway Resurfacing Plans  
Section: 22-00101-00-RS  
Village of Villa Park

### PAY ITEM SPECIAL PROVISIONS

#### PAY ITEM #3 – SODDING, SALT TOLERANT

This work shall consist of preparing the ground surface, to be sodded and furnishing and placing the sod at all areas disturbed by the construction. All work shall be in accordance with the applicable portions of Section 252 of the Standard Specifications. **The maximum pay width shall be eighteen inches (18”) unless specifically directed otherwise by the Engineer.**

Within two (2) hours after the sod has been placed, five (5) gallons of water per square yard shall be applied. Thereafter, on days designated by the Engineer, additional water shall be placed at the rate of three (3) gallons per square yard. The number of additional applications shall not exceed fifteen (15) during the period of establishment, defined as the period of time between sod placement and when the sod becomes knitted to the soil and growing in place. The Contractor shall provide subsequent resodding until a satisfactory growth of grass is produced or if settlement occurs. Nitrogen Fertilizer Nutrient, Potassium Fertilizer Nutrient and agricultural ground limestone shall be placed according to applicable portions of Sections 250 and 252 of the IDOT Standard Specifications for Road and Bridge Construction and shall be included in this pay item.

This work shall be measured in place and the area calculated in square yards and shall be paid for at the contract unit price per SQUARE YARD for SODDING, SALT TOLERANT, which price shall be full compensation for all labor, equipment, and material to complete the work including sod, fertilizer, agricultural ground limestone and watering as specified in these special provisions.

#### PAY ITEM #4 – INLET FILTERS

**Description.** This work shall consist of installing, maintaining, and cleaning inlet filters as shown on the plans or as directed by the Engineer. This work shall be in accordance with Section 280 of the Standard Specifications, except as modified herein.

Inlet filters shall consist of metal frames with attached fabric bags. Contractor shall furnish inlet filters of appropriate sizes and shapes necessary to accommodate all different types of drainage structures encountered. The use of filter fabric without a frame will not be an acceptable material for inlet filters and will be rejected.

Contractor shall inspect and clean all inlet filters weekly, after every rainfall, and additionally as needed. Maintenance and cleaning of inlet filters will not be paid for separately but shall be included in the cost of this work.

**Method of Measurement.** This work will be measured for payment as each individual inlet filter installed and the unit of measurement will be each. No measurement will be made of maintenance and cleaning efforts. If an inlet filter is installed on multiple structures the inlet filter will only be measured for payment once.

**Basis of Payment.** This work will be paid for at the contract unit price per each for INLET FILTERS.

#### PAY ITEM #7 – BITUMINOUS MATERIALS (TACK COAT)

**Description.** This work shall consist of the preparation and application of bituminous tack coat on concrete or HMA bases prior to HMA placement. This work shall be in accordance with Section 406 of the Standard Specifications, except as modified herein.

Division Street – Westmore Avenue to Addison Road  
Elm Street – Westmore Avenue to Addison Road  
Wisconsin Avenue – St.Charles Road to Division Street  
Roadway Resurfacing Plans  
Section: 22-00101-00-RS  
Village of Villa Park

Bituminous tack coat shall be placed at least one hour in advance of the placement of HMA, but no more than 48 hours in advance of the placement of HMA. If Contractor places tack coat more than 48 hours in advance of the placement of HMA, the tack coat will not be measured for payment, and Contractor will place tack coat again in accordance with this provision. Tack coat shall not be placed on weekends or on holidays unless permitted by the Engineer. Tack coat shall not be placed before weekends or holidays when placement of HMA is not expected to take place until after the weekend or holiday, unless permitted by the Engineer.

**Basis of Payment.** This work will be paid for at the contract unit price per pound of residual asphalt for BITUMINOUS MATERIALS (TACK COAT).

### **PAY ITEM #14 – DETECTABLE WARNINGS**

**Description.** This work shall consist of installing detectable warnings. This work shall be in accordance with Section 424 of the Standard Specifications, except as modified herein.

Detectable warnings shall be installed at curb ramps and other locations where pedestrians are required to cross a hazardous vehicular way. Detectable warnings shall also be installed at alleys and commercial entrances where permanent traffic control devices are present.

**Materials.** Detectable warnings shall be pre-cast tiles. Installation shall be cast-in-place. Surface mounted applications will not be permitted. Detectable warnings shall be red in color. Detectable warning tiles shall be either rectangular or radial in shape as shown on the plans or as directed by the Engineer. The product or products to be used for detectable warnings shall be approved by the Engineer prior to use.

**Construction.** Installation shall be according to the manufacturer's specifications and as directed by the Engineer. Where a curb ramp is 5 ft. in width or less and a rectangular detectable warning tile is to be used, the installation shall consist of a single detectable warning tile. If a pre-cast detectable warning tile is not manufactured in the width of the curb ramp, a larger detectable warning tile shall be furnished and shall be cut to the width of the curb ramp. Installation of multiple detectable warning tiles at a single curb ramp will only be permitted where a curb ramp exceeds 5 ft. in width or where radial detectable warning tiles are to be used. Where multiple detectable warning tiles are permitted at a single curb ramp, they shall be mechanically joined prior to installation.

**Method of Measurement.** Detectable warnings will be measured for payment in place and the area computed in square feet.

**Basis of Payment.** This work will be paid for at the contract unit price per square foot for DETECTABLE WARNINGS.

### **PAY ITEM #16 – DRIVEWAY PAVEMENT REMOVAL**

The driveway pavement removal work shall conform to this special provision and applicable portions of Section 440 of the Standard Specifications.

Removal and disposal of the material under the proposed driveway in order to install the proposed aggregate base course, type b 4" shall be included in this item.

This work will be paid for at the contract unit price per square yard for DRIVEWAY PAVEMENT REMOVAL.

Division Street – Westmore Avenue to Addison Road  
Elm Street – Westmore Avenue to Addison Road  
Wisconsin Avenue – St.Charles Road to Division Street  
Roadway Resurfacing Plans  
Section: 22-00101-00-RS  
Village of Villa Park

**PAY ITEM #17 – COMBINATION CURB AND GUTTER REMOVAL**

The combination curb and gutter removal work shall conform to this special provision and applicable portions of Section 440 of the Standard Specifications.

Removal and disposal of the material under the proposed curb and gutter in order to install the proposed aggregate base course, type b 4" shall be included in this item.

This work will be paid for at the contract unit price per foot for COMBINATION CURB AND GUTTER REMOVAL.

**PAY ITEM #18 – SIDEWALK REMOVAL**

The sidewalk removal work shall conform to this special provision and applicable portions of Section 440 of the Standard Specifications.

Removal and disposal of the material under the proposed sidewalk in order to install the proposed aggregate base course, type b 4" shall be included in this item.

This work will be paid for at the contract unit price per square foot for SIDEWALK REMOVAL.

**PAY ITEM #20 – CLASS B PATCHES, 6 INCH**

**Description.** This work shall consist of the removal of the existing pavement, the necessary excavation, and the replacement with Portland cement concrete (PCC) patches at designated locations. This work shall be in accordance with Section 442 of the Standard Specifications, except as modified herein.

Remove all references to a specified type or types of patches in the Standard Specifications.

All patches shall be saw cut full-depth prior to removal of the existing pavement. Saw cuts shall be completed no more than three days prior to removal of the existing pavement. Saw cuts will not be paid for separately, but shall be included in the cost of this work.

**Basis of Payment.** This work will be paid for at the contract unit price per square yard for CLASS B PATCHES, 6 INCH.

**PAY ITEM #21 – CLASS D PATCHES, 6 INCH**

**Description.** This work shall consist of the removal of the existing pavement, the necessary excavation, and the replacement with hot-mix asphalt (HMA) patches at designated locations. This work shall be in accordance with Section 442 of the Standard Specifications, except as modified herein.

Remove all references to a specified type or types of patches in the Standard Specifications.

All patches shall be saw cut full-depth prior to removal of the existing pavement. Saw cuts shall be completed no more than three days prior to removal of the existing pavement. Saw cuts will not be paid for separately, but shall be included in the cost of this work.

Division Street – Westmore Avenue to Addison Road  
Elm Street – Westmore Avenue to Addison Road  
Wisconsin Avenue – St.Charles Road to Division Street  
Roadway Resurfacing Plans  
Section: 22-00101-00-RS  
Village of Villa Park

Where patches are to be resurfaced with a subsequent lift of hot-mix asphalt, the patches shall be constructed with Hot-Mix Asphalt Binder Course, IL-19.0, N50. The minimum thickness of each lift shall be 2.25 in. The maximum thickness of each lift shall be 4 in.

Where patches are not to be resurfaced with a subsequent lift of hot-mix asphalt, the topmost lift of the patch shall be constructed with Hot-Mix Asphalt Surface Course, Mix “D”, N50. The thickness of the surface course lift shall be 2 in. Lower lifts shall be constructed with Hot-Mix Asphalt Binder Course, IL-19.0, N50. The minimum thickness of each lower binder course lift shall be 2.25 in. The maximum thickness of each lower binder course lift shall be 4 in.

**Basis of Payment.** This work will be paid for at the contract unit price per square yard for CLASS D PATCHES, 6 INCH.

**PAY ITEM #30 – CONSTRUCTION LAYOUT SPECIAL FOR RESURFACING WITH ADA AND STAND ALONE ADA (D1)**

Effective: January 1, 2017

Revised: April 17, 2017

Description. This work shall consist of furnishing and placing construction layout stakes for the construction of ADA Ramps shown in the plans. The Contractor shall furnish and place stakes marking the locations and elevations of points indicated in the plans for ADA Ramp Construction.

The Contractor shall locate all reference points as shown on the plans and listed herein. Any additional control points required will be identified in the field by the Contractor and all field notes will be kept in the office of the Resident Engineer.

The Contractor shall provide field forces, equipment, and material to set all additional stakes for this project, which are needed to establish offset stakes, reference points, and any other horizontal and vertical controls necessary to secure a correct layout for the work.

Layout stakes shall be set to assure conformance to the ADA Ramp design shown on the plans and shall meet the approval of the Engineer.

The Contractor shall be responsible for having the finished work conform to the lines, grades, elevations, and dimensions called for in the plans. Any inspection or checking of the Contractor’s layout by the Engineer and the acceptance of all or any part of it shall not relieve the Contractor of his/her responsibility to secure the proper dimensions, grades, and elevations of the work. The Contractor shall exercise care in the preservation of stakes and bench marks and shall have them reset when any are damaged, lost, displaced, removed or otherwise obliterated.

Responsibility of the Department.

The Department will make random checks of the Contractor’s staking to determine if the work is in conformance with the plans. When the Contractor’s work will tie into work that is being or will be done by others, checks will be made to determine if the work is in conformance with the proposed overall grade and horizontal alignment.

Where the Contractor, in setting construction stakes, discovers discrepancies, the Department will check to determine their nature and make whatever revisions are necessary to the plans. Any additional restaking

Division Street – Westmore Avenue to Addison Road  
Elm Street – Westmore Avenue to Addison Road  
Wisconsin Avenue – St.Charles Road to Division Street  
Roadway Resurfacing Plans  
Section: 22-00101-00-RS  
Village of Villa Park

required by the Engineer will be the responsibility of the Contractor. The additional restaking done by the Contractor will be paid for according to Article 109.04 of the Standard Specifications.

The Department will be responsible for the accuracy of the initial reference points shown in the plans.

It is not the responsibility of the Department, except as provided herein, to check the correctness of the Contractor’s stakes. Any apparent errors will be immediately called to the Contractor’s attention and the Contractor will be required to make the necessary correction before the stakes are used for construction purposes. The Contractor shall provide the Engineer a copy of any field notes and layout diagrams produced during the course of the project.

Responsibility of the Contractor.

The Contractor shall establish from the given survey points and contract plan information, all the control points or reference points necessary to layout the ADA Ramp elements. The Contractor shall furnish and place the layout stakes. The Contractor shall notify the Engineer when the stakes are complete and available for review and approval by the Engineer at least 3 working days in advance of the actual construction.

Field notes shall be kept in standard survey field notebooks and those books shall become the property of the Department at the completion of the project. All notes shall be neat, orderly, and in accepted form.

Measurement and Payment. This work will be paid for at the contract lump sum price for CONSTRUCTION LAYOUT (SPECIAL).

**PAY ITEM #31 – FRAMES AND LIDS TO BE ADJUSTED (SPECIAL)**

Description. This work shall conform to the requirements of Section 603 of the Standard Specifications and District Detail BD-08 “Details for Frames and Lids Adjustment with Milling” for adjustment of structures in resurfacing sections of the project.

This work shall include replacement of existing broken adjustment rings and patching inside the structures with hydraulic cement at locations as directed by the engineer. If the structure is a combination sewer or sanitary manhole then chimney seals or similar materials acceptable to Villa Park shall be provided.

Basis of Payment. This work shall be paid for at the contract unit price per each for “FRAMES AND LIDS TO BE ADJUSTED (SPECIAL)” which payment will be full compensation for constructing this item as detailed.

When a new Type 1 Frame, Closed Lid is called for on the plans it will be paid for as “FRAMES AND LIDS, TYPE 1, CLOSED LID” and it shall have the same text “STORM”, “SANITARY”, “WATER” as the existing frame and lid being removed.

**PAY ITEM #32 – COMBINATION CONCRETE CURB AND GUTTER, TYPE B-6.12 (SPECIAL)**

**Description.** This work shall consist of constructing combination concrete curb and gutter as shown on the plans or as directed by the Engineer. This work shall be in accordance with Section 606 of the Standard Specifications, except as modified herein.

Excavation will not be paid for separately but shall be included in the cost of this item.

Division Street – Westmore Avenue to Addison Road  
Elm Street – Westmore Avenue to Addison Road  
Wisconsin Avenue – St.Charles Road to Division Street  
Roadway Resurfacing Plans  
Section: 22-00101-00-RS  
Village of Villa Park

Combination concrete curb and gutter shall be constructed on a prepared base of mechanically compacted crushed aggregate of CA-6 gradation having a minimum compacted thickness of 4 in.

Wood forms shall be used. Forms constructed of steel or Masonite will not be permitted. Forms for radius sections of the combination concrete curb and gutter shall be constructed of 1 in. thick wood boards.

The height of the curb head may vary as shown on the plans or as directed by the Engineer. Variations in the height of the curb head will not be paid for separately but shall be included in the cost of this item.

Where combination concrete curb and gutter is constructed across driveways, alleys, sidewalk curb ramps, or other designated areas, the top of the curb shall be depressed according to the details shown on the plans or as directed by the Engineer. The transition from full height curb to depressed curb shall be made over a distance equal to at least four times the difference in height between the full height curb and the depressed curb.

Where combination concrete curb and gutter is constructed across sidewalk curb ramps, the depressed curb shall be in compliance with all applicable requirements of the Americans with Disabilities Act (ADA) and the Proposed Guidelines for Accessible Rights-of-Way (PROWAG).

Where combination concrete curb and gutter is to be constructed adjacent to existing pavement that is not being reconstructed, the void between the existing pavement and the proposed combination concrete curb and gutter shall be filled in with a concrete wedge with a minimum width of 6 in. and a minimum thickness of 8 in. The concrete wedge shall be placed after the combination concrete curb and gutter has been placed and the forms have been removed. The placement of the concrete wedge will not be paid for separately but shall be included in the cost of this item.

Where combination concrete curb and gutter is to be constructed adjacent to proposed sidewalk to be constructed, the combination concrete curb and gutter shall be constructed first and shall be constructed with an integral poured ledge. The ledge shall extend horizontally a minimum of 3 in. from the back of the curb head of the combination concrete curb and gutter. The ledge shall be positioned so that the vertical distance from the top of the ledge to the top of the curb head is equal to the thickness of the proposed sidewalk. The ledge shall extend vertically to the bottom edge of the combination concrete curb and gutter. The construction of the integral poured ledge will not be paid for separately but shall be included in the cost of this item.

Expansion joints shall be constructed at 60 ft. maximum centers. Expansion joints shall also be constructed at all construction joints, all points of curvature, all points of tangency, within 5 ft. on either side of all curb structure castings, and at additional locations as directed by the Engineer. Expansion joints shall consist of a 1 in. thick preformed bituminous expansion joint filler that extends the full cross section of the combination concrete curb and gutter. Expansion joint filler material that is larger than the cross section of the combination concrete curb and gutter shall be cut to the exact cross section of the combination concrete curb and gutter. Expansion joints shall have two 18 in. long, No. 6 non-deformed epoxy-coated steel dowel bars placed at mid-depth. The dowel bars shall have a greased plastic expansion cap placed on one end of each dowel bar a minimum of 1 in. from the end of the dowel bar.

Where proposed combination concrete curb and gutter is to be constructed abutting existing combination concrete curb and gutter, the dowel bars shall be drilled into the existing combination concrete curb and gutter. This work will not be paid for separately but shall be included in the cost of this item.

Division Street – Westmore Avenue to Addison Road  
Elm Street – Westmore Avenue to Addison Road  
Wisconsin Avenue – St.Charles Road to Division Street  
Roadway Resurfacing Plans  
Section: 22-00101-00-RS  
Village of Villa Park

Contraction joints shall be constructed at 15 ft. maximum centers. Where the location of a contraction joint coincides with the location of an expansion joint, the contraction joint may be omitted at the discretion of the Engineer. Contraction joints shall be tooled and sawed. Sawing of contraction joints shall commence as soon as the concrete has hardened sufficiently to permit sawing without excessive raveling, but in no case shall sawing commence less than 4 hours or more than 24 hours after the concrete is placed. Sawing of contraction joints shall be to a depth equal to 1/3 the thickness of the gutter flag and to a width of not less than 1/8 in. Contraction joints shall be sealed according to Article 420.12, except that joints shall be sealed with polysulfide or polyurethane joint sealant.

If Contractor fails to construct joints in accordance with the requirements of this provision and the curb cracks, the Contractor shall remove and replace the affected section of combination concrete curb and gutter extending the full length between the two adjacent joints on either side of the crack. This work will not be paid for but shall be at the Contractor's expense.

Upon removal of the forms from the back of the combination concrete curb and gutter, excavated areas behind the combination concrete curb and gutter shall be immediately backfilled. Areas where pavement or sidewalks are to be constructed shall be backfilled with crushed aggregate of CA-6 or CA-7 gradation and mechanically compacted. Areas where topsoil and sodding are to be placed shall be backfilled with non-organic material acceptable to the Engineer. This work will not be paid for separately but will be included in the cost of this item.

**Basis of Payment.** This work will be paid for at the contract unit price per foot for COMBINATION CONCRETE CURB AND GUTTER, TYPE B-6.12 (SPECIAL).

**PAY ITEM #33 – HOT-MIX ASPHALT DRIVEWAY PAVEMENT, 4”**

This work shall consist of furnishing, placing and compacting hot-mix asphalt driveway pavement at locations shown on the plans and as directed by the Engineer.

This work shall conform to the applicable Sections of Articles 355 and 406 of the IDOT Standard Specifications.

Driveways shall be constructed to a nominal thickness of 4 inches which shall consist of a minimum 2” thick surface course (HMA Surface Course, Mix “D”, IL-9.5, N50) with the balance constructed using hot mix asphalt base course (HMA Base Course, 2”). Aggregate and bituminous material prime coats shall be applied according to Article 406 and as directed by the Engineer.

Driveway pavement shall be placed in two lifts.

Method of Measurement: Hot-mix asphalt driveway pavement will be measured in place and the area computed in square yards. The pavement materials and bituminous material prime coats will not be measured for payment separately but shall be considered included in payment for Hot-Mix Asphalt Driveway Pavement.

Basis of Payment: The work will be paid at the contract unit price per square yard for HOT-MIX ASPHALT DRIVEWAY PAVEMENT, 4”, which price shall be full payment for all materials, labor, and equipment necessary to construct the driveways.

**PAY ITEM #34 – DRAINAGE STRUCTURE RECONSTRUCTION (SPECIAL)**

This item of work shall consist of the adjustment, repair and installation of a new Type 11V frame and grate or new Type 1 frame, open lid on the drainage structures in the curb and gutter line in accordance with the applicable portions of Section 602 of the Standard Specification, except as herein modified.

Division Street – Westmore Avenue to Addison Road  
Elm Street – Westmore Avenue to Addison Road  
Wisconsin Avenue – St.Charles Road to Division Street  
Roadway Resurfacing Plans  
Section: 22-00101-00-RS  
Village of Villa Park

The drainage structure rims shall be adjusted to meet the proposed elevations. The drainage structures shall be thoroughly cleaned and all cracks and joints shall be sealed with mortar approved by the Engineer. A new Type 11V frame and grate or Type 1 frame, open lid shall be installed on these structures. The existing frames and grates shall be delivered to the nearest Village of Villa Park maintenance yard. Two rows of extrudible preformed mastic gasket shall be installed under the new frame and grate. Any cones or flat-tops on the drainage structures shall be rotated towards the curb line as much as possible. Any pavement patching in order to remove and replace the frames and grates shall be paid for as CLASS B PATCHING, 6 INCH on Division Street and Elm Street or CLASS D PATCHING, 6 INCH on Wisconsin Avenue.

This work shall be paid for at the contract unit price each for DRAINAGE STRUCTURE RECONSTRUCTION (SPECIAL), which price shall be payment in full for furnishing all materials, labor and equipment necessary to adjust, repair and install a new frame and grate on the drainage structure complete in place.

**PAY ITEM #35 – DRAINAGE STRUCTURES TO BE ADJUSTED**

Description. This item of work shall consist of the adjustment of the drainage structures in the curb and gutter line in accordance with the applicable portions of Section 602 of the Standard Specifications. The work shall include replacement of existing broken adjustment rings and patching inside the structures between pipes and structures with hydraulic cement at locations as directed by the Engineer.

Basis of Payment. This work shall be paid for at the contract unit price each for DRAINAGE STRUCTURES TO BE ADJUSTED which price shall be payment in full for furnishing all materials, labor and equipment necessary to adjust the drainage structures complete in place.

**PAY ITEM #36 – TEMPORARY INFORMATION SIGNING**

Effective: November 13, 1996

Revised: January 29, 2020

Description.

This work shall consist of furnishing, installing, maintaining, relocating for various states of construction and eventually removing temporary informational signs. Included in this item may be ground mount signs, skid mount signs, truss mount signs, bridge mount signs, and overlay sign panels which cover portions of existing signs.

Materials.

Materials shall be according to the following Articles of Section 1000 - Materials:

	<u>Item</u>	<u>Article/Section</u>
a.)	Sign Base (Note 1)	1090
b.)	Sign Face (Note 2)	1091
c.)	Sign Legends	1091
d.)	Sign Supports	1093
e.)	Overlay Panels (Note 3)	1090.02

Note 1. The Contractor may use 5/8 inch (16 mm) instead of 3/4 inch (19 mm) thick plywood.

Note 2. The sign face material shall be in accordance with the Department's Fabrication of Highway Signs Policy.

Note 3. The overlay panels shall be 0.08 inch (2 mm) thick.

Division Street – Westmore Avenue to Addison Road  
Elm Street – Westmore Avenue to Addison Road  
Wisconsin Avenue – St.Charles Road to Division Street  
Roadway Resurfacing Plans  
Section: 22-00101-00-RS  
Village of Villa Park

**GENERAL CONSTRUCTION REQUIREMENTS**

Installation.

The sign sizes and legend sizes shall be verified by the Contractor prior to fabrication.

Signs which are placed along the roadway and/or within the construction zone shall be installed according to the requirements of Article 701.14 and Article 720.04. The signs shall be 7 ft (2.1 m) above the near edge of the pavement and shall be a minimum of 2 ft (600 mm) beyond the edge of the paved shoulder. A minimum of two (2) posts shall be used.

The attachment of temporary signs to existing bridges, sign structures or sign panels shall be approved by the Engineer. Any damage to the existing signs and/or structures due to the Contractor's operations shall be repaired or signs replaced, as determined by the Engineer, at the Contractor's expense.

Method of Measurement.

This work shall be measured for payment in square feet (square meters) edge to edge (horizontally and vertically).

All hardware, posts or skids, supports, bases for ground mounted signs, connections, which are required for mounting these signs will be included as part of this pay item.

Basis Of Payment.

This work shall be paid for at the contract unit price per square foot (square meter) for TEMPORARY INFORMATION SIGNING.

**OWNER COPY**

**CONTRACT**

**OWNER COPY**

**CONTRACT**

Division Street – Westmore Avenue to Addison Road  
Elm Street – Westmore Avenue to Addison Road  
Wisconsin Avenue – St. Charles Road to Division Street  
Roadway Resurfacing Plans  
Section: 22-00101-00-RS  
DuPage County

**BDE SPECIAL PROVISIONS**

**AGGREGATE SUBGRADE IMPROVEMENT (BDE)**

Effective: April 1, 2012

Revised: April 1, 2022

Add the following Section to the Standard Specifications:

**“SECTION 303. AGGREGATE SUBGRADE IMPROVEMENT**

**303.01 Description.** This work shall consist of constructing an aggregate subgrade improvement (ASI).

**303.02 Materials.** Materials shall be according to the following.

Item	Article/Section
(a) Coarse Aggregate .....	1004.07
(b) Reclaimed Asphalt Pavement (RAP) .....	1031.09

**303.03 Equipment.** The vibratory roller shall be according to Article 1101.01, or as approved by the Engineer. Vibratory machines, such as tampers, shall be used in areas where rollers do not fit.

**303.04 Soil Preparation.** The minimum immediate bearing value (IBV) of the soil below the improved subgrade shall be according to the Department’s “Subgrade Stability Manual” for the aggregate thickness specified.

**303.05 Placing and Compacting.** The maximum nominal lift thickness of aggregate gradations CA 2, CA 6, and CA 10 when compacted shall be 9 in. (225 mm). The maximum nominal lift thickness of aggregate gradations CS 1, CS 2, and RR 1 when compacted shall be 24 in. (600 mm).

The top surface of the aggregate subgrade improvement shall consist of a layer of capping aggregate gradations CA 6 or CA 10 that is 3 in. (75 mm) thick after compaction. Capping aggregate will not be required when aggregate subgrade improvement is used as a cubic yard pay item for undercut applications.

Each lift of aggregate shall be compacted to the satisfaction of the Engineer. If the moisture content of the material is such that compaction cannot be obtained, sufficient water shall be added so that satisfactory compaction can be obtained.

**303.06 Finishing and Maintenance.** The aggregate subgrade improvement shall be finished to the lines, grades, and cross sections shown on the plans, or as directed by the Engineer. The aggregate subgrade improvement shall be maintained in a smooth and compacted condition.

**303.07 Method of Measurement.** This work will be measured for payment according to Article 311.08.

**303.08 Basis of Payment.** This work will be paid for at the contract unit price per cubic yard (cubic meter) or ton (metric ton) for AGGREGATE SUBGRADE IMPROVEMENT or at the contract unit price per square yard (square meter) for AGGREGATE SUBGRADE IMPROVEMENT, of the thickness specified.”

Add the following to Section 1004 of the Standard Specifications:

**“1004.07 Coarse Aggregate for Aggregate Subgrade Improvement (ASI).** The aggregate shall be according to Article 1004.01 and the following.

(a) Description. The coarse aggregate shall be crushed gravel, crushed stone, or crushed concrete. In applications where greater than 24 in. (600 mm) of ASI material is required, gravel may be used below the top 12 in (300 mm) of ASI.

(b) Quality. The coarse aggregate shall consist of sound durable particles reasonably free of deleterious materials.

(c) Gradation.

(1) The coarse aggregate gradation for total ASI thickness less than or equal to 12 in. (300 mm) shall be CA 2, CA 6, CA 10, or CS 1.

The coarse aggregate gradation for total ASI thickness greater than 12 in. (300 mm) shall be CS 1 or CS 2 as shown below or RR 1 according to Article 1005.01(c).

COARSE AGGREGATE SUBGRADE GRADATIONS					
Grad No.	Sieve Size and Percent Passing				
	8”	6”	4”	2”	#4
CS 1	100	97 ± 3	90 ± 10	45 ± 25	20 ± 20
CS 2		100	80 ± 10	25 ± 15	

COARSE AGGREGATE SUBGRADE GRADATIONS (Metric)					
Grad No.	Sieve Size and Percent Passing				
	200 mm	150 mm	100 mm	50 mm	4.75 mm
CS 1	100	97 ± 3	90 ± 10	45 ± 25	20 ± 20
CS 2		100	80 ± 10	25 ± 15	

(2) Capping aggregate shall be gradation CA 6 or CA 10.”

Add the following to Article 1031.09 of the Standard Specifications:

“(b) RAP in Aggregate Subgrade Improvement (ASI). RAP in ASI shall be according to Articles 1031.01(a), 1031.02(a), 1031.06(a)(1), and 1031.06(a)(2), and the following.

- (1) The testing requirements of Article 1031.03 shall not apply.
- (2) Crushed RAP used for the lower lift may be mechanically blended with aggregate gradations CS 1, CS 2, and RR 1 but it shall be no greater than 40 percent of the total product volume. RAP agglomerations shall be no greater than 4 in. (100 mm).
- (3) For capping aggregate, well graded RAP having 100 percent passing the 1 1/2 in. (38 mm) sieve may be used when aggregate gradations CS 1, CS 2, CA 2, or RR 1 are used in the lower lift. FRAP will not be permitted as capping material.

Blending shall be through calibrated interlocked feeders or a calibrated blending plant such that the prescribed blending percentage is maintained throughout the blending process. The calibration shall have an accuracy of  $\pm 2.0$  percent of the actual quantity of material delivered.”

80274

**BLENDED FINELY DIVIDED MINERALS (BDE)**

Effective: April 1, 2021

Revise the second paragraph of Article 1010.01 of the Standard Specifications to read:

“Different sources or types of finely divided minerals shall not be mixed or used alternately in the same item of construction, except as a blended finely divided mineral product according to Article 1010.06.”

Add the following article to Section 1010 of the Standard Specifications:

**“1010.06 Blended Finely Divided Minerals.** Blended finely divided minerals shall be the product resulting from the blending or intergrinding of two or three finely divided minerals. Blended finely divided minerals shall be according to ASTM C 1697, except as follows.

- (a) Blending shall be accomplished by mechanically or pneumatically intermixing the constituent finely divided minerals into a uniform mixture that is then discharged into a silo for storage or tanker for transportation.
- (b) The blended finely divided mineral product will be classified according to its predominant constituent or the manufacturer’s designation and shall meet the chemical requirements of its classification. The other finely divided mineral constituent(s) will not be required to conform to their individual standards.”

80436

**COMPENSABLE DELAY COSTS (BDE)**

Effective: June 2, 2017

Revised: April 1, 2019

Revise Article 107.40(b) of the Standard Specifications to read:

“(b) Compensation. Compensation will not be allowed for delays, inconveniences, or damages sustained by the Contractor from conflicts with facilities not meeting the above definition; or if a conflict with a utility in an unanticipated location does not cause a shutdown of the work or a documentable reduction in the rate of progress exceeding the limits set herein. The provisions of Article 104.03 notwithstanding, compensation for delays caused by a utility in an unanticipated location will be paid according to the provisions of this Article governing minor and major delays or reduced rate of production which are defined as follows.

- (1) Minor Delay. A minor delay occurs when the work in conflict with the utility in an unanticipated location is completely stopped for more than two hours, but not to exceed two weeks.
- (2) Major Delay. A major delay occurs when the work in conflict with the utility in an unanticipated location is completely stopped for more than two weeks.
- (3) Reduced Rate of Production Delay. A reduced rate of production delay occurs when the rate of production on the work in conflict with the utility in an unanticipated location decreases by more than 25 percent and lasts longer than seven calendar days.”

Revise Article 107.40(c) of the Standard Specifications to read:

“(c) Payment. Payment for Minor, Major, and Reduced Rate of Production Delays will be made as follows.

- (1) Minor Delay. Labor idled which cannot be used on other work will be paid for according to Article 109.04(b)(1) and (2) for the time between start of the delay and the minimum remaining hours in the work shift required by the prevailing practice in the area.

Equipment idled which cannot be used on other work, and which is authorized to standby on the project site by the Engineer, will be paid for according to Article 109.04(b)(4).

- (2) Major Delay. Labor will be the same as for a minor delay.

Equipment will be the same as for a minor delay, except Contractor-owned equipment will be limited to two weeks plus the cost of move-out to either the

Contractor's yard or another job and the cost to re-mobilize, whichever is less. Rental equipment may be paid for longer than two weeks provided the Contractor presents adequate support to the Department (including lease agreement) to show retaining equipment on the job is the most economical course to follow and in the public interest.

- (3) Reduced Rate of Production Delay. The Contractor will be compensated for the reduced productivity for labor and equipment time in excess of the 25 percent threshold for that portion of the delay in excess of seven calendar days. Determination of compensation will be in accordance with Article 104.02, except labor and material additives will not be permitted.

Payment for escalated material costs, escalated labor costs, extended project overhead, and extended traffic control will be determined according to Article 109.13."

Revise Article 108.04(b) of the Standard Specifications to read:

"(b) No working day will be charged under the following conditions.

- (1) When adverse weather prevents work on the controlling item.
- (2) When job conditions due to recent weather prevent work on the controlling item.
- (3) When conduct or lack of conduct by the Department or its consultants, representatives, officers, agents, or employees; delay by the Department in making the site available; or delay in furnishing any items required to be furnished to the Contractor by the Department prevents work on the controlling item.
- (4) When delays caused by utility or railroad adjustments prevent work on the controlling item.
- (5) When strikes, lock-outs, extraordinary delays in transportation, or inability to procure critical materials prevent work on the controlling item, as long as these delays are not due to any fault of the Contractor.
- (6) When any condition over which the Contractor has no control prevents work on the controlling item."

Revise Article 109.09(f) of the Standard Specifications to read:

"(f) Basis of Payment. After resolution of a claim in favor of the Contractor, any adjustment in time required for the work will be made according to Section 108. Any adjustment in the costs to be paid will be made for direct labor, direct materials, direct equipment, direct jobsite overhead, direct offsite overhead, and other direct costs allowed by the resolution. Adjustments in costs will not be made for interest charges, loss of anticipated profit, undocumented loss of efficiency, home office overhead and unabsorbed overhead

other than as allowed by Article 109.13, lost opportunity, preparation of claim expenses and other consequential indirect costs regardless of method of calculation.

The above Basis of Payment is an essential element of the contract and the claim cost recovery of the Contractor shall be so limited.”

Add the following to Section 109 of the Standard Specifications.

**“109.13 Payment for Contract Delay.** Compensation for escalated material costs, escalated labor costs, extended project overhead, and extended traffic control will be allowed when such costs result from a delay meeting the criteria in the following table.

Contract Type	Cause of Delay	Length of Delay
Working Days	Article 108.04(b)(3) or Article 108.04(b)(4)	No working days have been charged for two consecutive weeks.
Completion Date	Article 108.08(b)(1) or Article 108.08(b)(7)	The Contractor has been granted a minimum two week extension of contract time, according to Article 108.08.

Payment for each of the various costs will be according to the following.

- (a) Escalated Material and/or Labor Costs. When the delay causes work, which would have otherwise been completed, to be done after material and/or labor costs have increased, such increases will be paid. Payment for escalated material costs will be limited to the increased costs substantiated by documentation furnished by the Contractor. Payment for escalated labor costs will be limited to those items in Article 109.04(b)(1) and (2), except the 35 percent and 10 percent additives will not be permitted.
- (b) Extended Project Overhead. For the duration of the delay, payment for extended project overhead will be paid as follows.
  - (1) Direct Jobsite and Offsite Overhead. Payment for documented direct jobsite overhead and documented direct offsite overhead, including onsite supervisory and administrative personnel, will be allowed according to the following table.

Original Contract Amount	Supervisory and Administrative Personnel
Up to \$5,000,000	One Project Superintendent
Over \$ 5,000,000 - up to \$25,000,000	One Project Manager, One Project Superintendent or Engineer, and One Clerk
Over \$25,000,000 - up to \$50,000,000	One Project Manager, One Project Superintendent, One Engineer, and

	One Clerk
Over \$50,000,000	One Project Manager, Two Project Superintendents, One Engineer, and One Clerk

(2) Home Office and Unabsorbed Overhead. Payment for home office and unabsorbed overhead will be calculated as 8 percent of the total delay cost.

(c) Extended Traffic Control. Traffic control required for an extended period of time due to the delay will be paid for according to Article 109.04.

When an extended traffic control adjustment is paid under this provision, an adjusted unit price as provided for in Article 701.20(a) for increase or decrease in the value of work by more than ten percent will not be paid.

Upon payment for a contract delay under this provision, the Contractor shall assign subrogation rights to the Department for the Department's efforts of recovery from any other party for monies paid by the Department as a result of any claim under this provision. The Contractor shall fully cooperate with the Department in its efforts to recover from another party any money paid to the Contractor for delay damages under this provision."

**CONSTRUCTION AIR QUALITY – DIESEL RETROFIT (BDE)**

Effective: June 1, 2010

Revised: November 1, 2014

The reduction of emissions of particulate matter (PM) for off-road equipment shall be accomplished by installing retrofit emission control devices. The term “equipment” refers to diesel fuel powered devices rated at 50 hp and above, to be used on the jobsite in excess of seven calendar days over the course of the construction period on the jobsite (including rental equipment).

Contractor and subcontractor diesel powered off-road equipment assigned to the contract shall be retrofitted using the phased in approach shown below. Equipment that is of a model year older than the year given for that equipment’s respective horsepower range shall be retrofitted:

Effective Dates	Horsepower Range	Model Year
June 1, 2010 <sup>1/</sup>	600-749	2002
	750 and up	2006
June 1, 2011 <sup>2/</sup>	100-299	2003
	300-599	2001
	600-749	2002
	750 and up	2006
June 1, 2012 <sup>2/</sup>	50-99	2004
	100-299	2003
	300-599	2001
	600-749	2002
	750 and up	2006

1/ Effective dates apply to Contractor diesel powered off-road equipment assigned to the contract.

2/ Effective dates apply to Contractor and subcontractor diesel powered off-road equipment assigned to the contract.

The retrofit emission control devices shall achieve a minimum PM emission reduction of 50 percent and shall be:

- a) Included on the U.S. Environmental Protection Agency (USEPA) *Verified Retrofit Technology List* (<http://www.epa.gov/cleandiesel/verification/verif-list.htm>), or verified by the California Air Resources Board (CARB) (<http://www.arb.ca.gov/diesel/verdev/vt/cvt.htm>); or
- b) Retrofitted with a non-verified diesel retrofit emission control device if verified retrofit emission control devices are not available for equipment proposed to be used on the project, and if the Contractor has obtained a performance certification from the retrofit

device manufacturer that the emission control device provides a minimum PM emission reduction of 50 percent.

Note: Large cranes (Crawler mounted cranes) which are responsible for critical lift operations are exempt from installing retrofit emission control devices if such devices adversely affect equipment operation.

Diesel powered off-road equipment with engine ratings of 50 hp and above, which are unable to be retrofitted with verified emission control devices or if performance certifications are not available which will achieve a minimum 50 percent PM reduction, may be granted a waiver by the Department if documentation is provided showing good faith efforts were made by the Contractor to retrofit the equipment.

Construction shall not proceed until the Contractor submits a certified list of the diesel powered off-road equipment that will be used, and as necessary, retrofitted with emission control devices. The list(s) shall include (1) the equipment number, type, make, Contractor/rental company name; and (2) the emission control devices make, model, USEPA or CARB verification number, or performance certification from the retrofit device manufacturer. Equipment reported as fitted with emissions control devices shall be made available to the Engineer for visual inspection of the device installation, prior to being used on the jobsite.

The Contractor shall submit an updated list of retrofitted off-road construction equipment as retrofitted equipment changes or comes on to the jobsite. The addition or deletion of any diesel powered equipment shall be included on the updated list.

If any diesel powered off-road equipment is found to be in non-compliance with any portion of this special provision, the Engineer will issue the Contractor a diesel retrofit deficiency deduction.

Any costs associated with retrofitting any diesel powered off-road equipment with emission control devices shall be considered as included in the contract unit prices bid for the various items of work involved and no additional compensation will be allowed. The Contractor's compliance with this notice and any associated regulations shall not be grounds for a claim.

### **Diesel Retrofit Deficiency Deduction**

When the Engineer determines that a diesel retrofit deficiency exists, a daily monetary deduction will be imposed for each calendar day or fraction thereof the deficiency continues to exist. The calendar day(s) will begin when the time period for correction is exceeded and end with the Engineer's written acceptance of the correction. The daily monetary deduction will be \$1,000.00 for each deficiency identified.

The deficiency will be based on lack of diesel retrofit emissions control.

If a Contractor accumulates three diesel retrofit deficiency deductions for the same piece of equipment in a contract period, the Contractor will be shutdown until the deficiency is corrected.

Such a shutdown will not be grounds for any extension of the contract time, waiver of penalties, or be grounds for any claim.

80261

**HOT-MIX ASPHALT – PATCHING (BDE)**

Effective: April 1, 2022

Replace Article 442.08(b) of the Standard Specifications with the following:

“(b) Density. The density of the compacted HMA shall be according to Articles 1030.06, 1030.09(b), 1030.09(c), and 1030.09(f).”

80444

**PORTLAND CEMENT CONCRETE – HAUL TIME (BDE)**

Effective: July 1, 2020

Revise Article 1020.11(a)(7) of the Standard Specifications to read:

“(7) Haul Time. Haul time shall begin when the delivery ticket is stamped. The delivery ticket shall be stamped no later than five minutes after the addition of the mixing water to the cement, or after the addition of the cement to the aggregate when the combined aggregates contain free moisture in excess of two percent by weight (mass). If more than one batch is required for charging a truck using a stationary mixer, the time of haul shall start with mixing of the first batch. Haul time shall end when the truck is emptied for incorporation of the concrete into the work. The maximum haul time shall be as follows.

Concrete Temperature at Point of Discharge, °F (°C)	Maximum Haul Time <sup>1/</sup> (minutes)	
	Truck Mixer or Truck Agitator	Nonagitator Truck
50 - 64 (10 - 17.5)	90	45
> 64 (> 17.5) - without retarder	60	30
> 64 (> 17.5) - with retarder	90	45

1/ To encourage start-up testing for mix adjustments at the plant, the first two trucks will be allowed an additional 15 minutes haul time whenever such testing is performed.

For a mixture which is not mixed on the jobsite, a delivery ticket shall be required for each load. The following information shall be recorded on each delivery ticket: (1) ticket number; (2) name of producer and plant location; (3) contract number; (4) name of Contractor; (5) stamped date and time batched; (6) truck number; (7) quantity batched; (8) amount of admixture(s) in the batch; (9) amount of water in the batch; and (10) Department mix design number.

For concrete mixed in jobsite stationary mixers, the above delivery ticket may be waived, but a method of verifying the haul time shall be established to the satisfaction of the Engineer.”

**SUBCONTRACTOR MOBILIZATION PAYMENTS (BDE)**

Effective: November 2, 2017

Revised: April 1, 2019

Replace the second paragraph of Article 109.12 of the Standard Specifications with the following:

“This mobilization payment shall be made at least seven days prior to the subcontractor starting work. The amount paid shall be at the following percentage of the amount of the subcontract reported on form BC 260A submitted for the approval of the subcontractor’s work.

Value of Subcontract Reported on Form BC 260A	Mobilization Percentage
Less than \$10,000	25%
\$10,000 to less than \$20,000	20%
\$20,000 to less than \$40,000	18%
\$40,000 to less than \$60,000	16%
\$60,000 to less than \$80,000	14%
\$80,000 to less than \$100,000	12%
\$100,000 to less than \$250,000	10%
\$250,000 to less than \$500,000	9%
\$500,000 to \$750,000	8%
Over \$750,000	7%”

80391

**WORK ZONE TRAFFIC CONTROL DEVICES (BDE)**

Effective: March 2, 2020

Add the following to Article 701.03 of the Standard Specifications:

“(q) Temporary Sign Supports ..... 1106.02”

Revise the third paragraph of Article 701.14 of the Standard Specifications to read:

“For temporary sign supports, the Contractor shall provide a FHWA eligibility letter for each device used on the contract. The letter shall provide information for the set-up and use of the device as well as a detailed drawing of the device. The signs shall be supported within 20 degrees of vertical. Weights used to stabilize signs shall be attached to the sign support per the manufacturer’s specifications.”

Revise the first paragraph of Article 701.15 of the Standard Specifications to read:

“**701.15 Traffic Control Devices.** For devices that must meet crashworthiness standards, the Contractor shall provide a manufacturer’s self-certification or a FHWA eligibility letter for each Category 1 device and a FHWA eligibility letter for each Category 2 and Category 3 device used on the contract. The self-certification or letter shall provide information for the set-up and use of the device as well as a detailed drawing of the device.”

Revise the first six paragraphs of Article 1106.02 of the Standard Specifications to read:

“**1106.02 Devices.** Work zone traffic control devices and combinations of devices shall meet crashworthiness standards for their respective categories. The categories are as follows.

Category 1 includes small, lightweight, channelizing and delineating devices that have been in common use for many years and are known to be crashworthy by crash testing of similar devices or years of demonstrable safe performance. These include cones, tubular markers, plastic drums, and delineators, with no attachments (e.g. lights). Category 1 devices manufactured after December 31, 2019 shall be MASH-16 compliant. Category 1 devices manufactured on or before December 31, 2019, and compliant with NCHRP 350 or MASH 2009, may be used on contracts let before December 31, 2024.

Category 2 includes devices that are not expected to produce significant vehicular velocity change but may otherwise be hazardous. These include vertical panels with lights, barricades, temporary sign supports, and Category 1 devices with attachments (e.g. drums with lights). Category 2 devices manufactured after December 31, 2019 shall be MASH-16 compliant. Category 2 devices manufactured on or before December 31, 2019, and compliant with NCHRP 350 or MASH 2009, may be used on contracts let before December 31, 2024.

Category 3 includes devices that are expected to cause significant velocity changes or other potentially harmful reactions to impacting vehicles. These include crash cushions (impact

attenuators), truck mounted attenuators, and other devices not meeting the definitions of Category 1 or 2. Category 3 devices manufactured after December 31, 2019 shall be MASH-16 compliant. Category 3 devices manufactured on or before December 31, 2019, and compliant with NCHRP 350 or MASH 2009, may be used on contracts let before December 31, 2029. Category 3 devices shall be crash tested for Test Level 3 or the test level specified.

Category 4 includes portable or trailer-mounted devices such as arrow boards, changeable message signs, temporary traffic signals, and area lighting supports. It is preferable for Category 4 devices manufactured after December 31, 2019 to be MASH-16 compliant; however, there are currently no crash tested devices in this category, so it remains exempt from the NCHRP 350 or MASH compliance requirement.

For each type of device, when no more than one MASH-16 compliant is available, an NCHRP 350 or MASH-2009 compliant device may be used, even if manufactured after December 31, 2019.”

Revise Articles 1106.02(g), 1106.02(k), and 1106.02(l) to read:

“(g) Truck Mounted/Trailer Mounted Attenuators. The attenuator shall be approved for use at Test Level 3. Test Level 2 may be used for normal posted speeds less than or equal to 45 mph.

(k) Temporary Water Filled Barrier. The water filled barrier shall be a lightweight plastic shell designed to accept water ballast and be on the Department’s qualified product list.

Shop drawings shall be furnished by the manufacturer and shall indicate the deflection of the barrier as determined by acceptance testing; the configuration of the barrier in that test; and the vehicle weight, velocity, and angle of impact of the deflection test. The Engineer shall be provided one copy of the shop drawings.

(l) Movable Traffic Barrier. The movable traffic barrier shall be on the Department’s qualified product list.

Shop drawings shall be furnished by the manufacturer and shall indicate the deflection of the barrier as determined by acceptance testing; the configuration of the barrier in that test; and the vehicle weight, velocity, and angle of impact of the deflection test. The Engineer shall be provided one copy of the shop drawings. The barrier shall be capable of being moved on and off the roadway on a daily basis.”

**OWNER COPY**

**CONTRACT**

**OWNER COPY**

**CONTRACT**

Division Street – Westmore Avenue to Addison Road  
Elm Street – Westmore Avenue to Addison Road  
Wisconsin Avenue – St. Charles Road to Division Street  
Section: 22-00101-00-RS  
DuPage County

**LOCAL ROADS AND STREETS SPECIAL PROVISIONS**

**LR 107-4 – Special Provision for Insurance**

**LR 1030-2 – Special Provision for Local Quality Assurance/ Quality Management QC/QA**

State of Illinois  
Department of Transportation  
Bureau of Local Roads and Streets

SPECIAL PROVISION  
FOR  
INSURANCE

Effective: February 1, 2007  
Revised: August 1, 2007

All references to Sections or Articles in this specification shall be construed to mean specific Section or Article of the Standard Specifications for Road and Bridge Construction, adopted by the Department of Transportation.

The Contractor shall name the following entities as additional insured under the Contractor's general liability insurance policy in accordance with Article 107.27:

Village of Villa Park

---

---

---

---

---

---

---

---

The entities listed above and their officers, employees, and agents shall be indemnified and held harmless in accordance with Article 107.26.

State of Illinois  
 DEPARTMENT OF TRANSPORTATION  
 Bureau of Local Roads & Streets  
 SPECIAL PROVISION  
 FOR  
 LOCAL QUALITY ASSURANCE/ QUALITY MANAGEMENT QC/QA  
 Effective: January 1, 2022

Replace the first five paragraphs of Article 1030.06 of the Standard Specifications with the following:

**“1030.06 Quality Management Program.** The Quality Management Program (QMP) will be Quality Control / Quality Assurance (QC/QA) according to the following.”

Delete Article 1030.06(d)(1) of the Standard Specifications.

Revise Article 1030.09(g)(3) of the Standard Specifications to read:

“(3) If core testing is the density verification method, the Contractor shall provide personnel and equipment to collect density verification cores for the Engineer. Core locations will be determined by the Engineer following the document “Hot-Mix Asphalt QC/QA Procedure for Determining Random Density Locations” at density verification intervals defined in Article 1030.09(b). After the Engineer identifies a density verification location and prior to opening to traffic, the Contractor shall cut a 4 in. (100 mm) diameter core. With the approval of the Engineer, the cores may be cut at a later time.”

Revise Article 1030.09(h)(2) of the Standard Specifications to read:

“(2) After final rolling and prior to paving subsequent lifts, the Engineer will identify the random density verification test locations. Cores or nuclear density gauge testing will be used for density verification. The method used for density verification will be as selected below.

Density Verification Method	
<input type="checkbox"/>	Cores
<input checked="" type="checkbox"/>	Nuclear Density Gauge (Correlated when paving ≥ 3,000 tons per mixture)

Density verification test locations will be determined according to the document “Hot-Mix Asphalt QC/QA Procedure for Determining Random Density Locations”. The density testing interval for paving wider than or equal to 3 ft (1 m) will be 0.5 miles (800 m) for lift thicknesses of 3 in. (75 mm) or less and 0.2 miles (320 m) for lift thicknesses greater than 3 in. (75 mm). The density testing interval for paving less than 3 ft (1 m) wide will be 1 mile (1,600 m). If a day’s paving will be less than the prescribed density testing interval, the length of the day’s paving will be the interval for that day. The density testing interval for mixtures used for patching will be 50 patches with a minimum of one test per mixture per project.

If core testing is the density verification method, the Engineer will witness the Contractor coring, and secure and take possession of all density samples at the

density verification locations. The Engineer will test the cores collected by the Contractor for density according to Illinois Modified AASHTO T 166 or AASHTO T 275.

If nuclear density gauge testing is the density verification method, the Engineer will conduct nuclear density gauge tests. The Engineer will follow the density testing procedure detailed in the document "Illinois Modified ASTM D 2950, Standard Test Method for Density of Bituminous Concrete In-Place by Nuclear Method".

A density verification test will be the result of a single core or the average of the nuclear density tests at one location. The results of each density test must be within acceptable limits. The Engineer will promptly notify the Contractor of observed deficiencies."

Revise the seventh paragraph and all subsequent paragraphs in Section D. of the document "Hot-Mix Asphalt QC/QA Initial Daily Plant and Random Samples" to read:

"Mixtures shall be sampled from the truck at the plant by the Contractor following the same procedure used to collect QC mixture samples (Section A). This process will be witnessed by the Engineer who will take custody of the verification sample. Each sample bag with a verification mixture sample will be secured by the Engineer using a locking ID tag. Sample boxes containing the verification mixture sample will be sealed/taped by the Engineer using a security ID label."

**OWNER COPY**

**CONTRACT**

Division Street – Westmore Avenue to Addison Road  
Elm Street – Westmore Avenue to Addison Road  
Wisconsin Avenue – St. Charles Road to Division Street  
Section: 22-00101-00-RS  
DuPage County

**IEPA LPC 662 CCDD FORM**



# Illinois Environmental Protection Agency

1021 North Grand Avenue East • P.O. Box 19276 • Springfield • Illinois • 62794-9276 • (217) 782-3397

## Source Site Certification by Owner or Operator for Use of Uncontaminated Soil as Fill in a CCDD or Uncontaminated Soil Fill Operation LPC-662

Revised in accordance with 35 Ill. Adm. Code 1100, as amended by PCB R2012-009 (eff. Aug. 27, 2012)

This certification form is to be used by source site owners and operators to certify, pursuant to 35 Ill. Adm. Code 1100.205(a)(1) (A), that soil (i) was removed from a site that is not potentially impacted property and is presumed to be uncontaminated soil and (ii) is within a pH range of 6.25 to 9.0. If you have questions about this form, please telephone the Bureau of Land Permit Section at 217/524-3300.

This form may be completed online, saved locally, printed and signed, and submitted to prospective clean construction or demolition debris fill operations or uncontaminated soil fill operations.

### I. Source Location Information

(Describe the location of the source of the uncontaminated soil)

Project Name: Villa Park 2022 Resurfacing Project Office Phone Number, if available: \_\_\_\_\_

Physical Site Location (Street, Road): Division Street, Elm Street, and Wisconsin Avenue (See attached map)

City: Villa Park State: IL Zip Code: 60181 County: DuPage

Township: York

Lat/Long of approximate center of site in decimal degrees (DD.ddddd) to five decimal places (e.g., 40.67890, -90.12345):

Latitude: 41.8925 Longitude: - 87.98456

(Decimal Degrees) (-Decimal Degrees)

Identify how the lat/long data were determined:

- GPS  Map Interpolation  Photo Interpolation  Survey  Other

IEPA Site Number(s), if assigned: BOL: \_\_\_\_\_ BOW: \_\_\_\_\_ BOA: \_\_\_\_\_

Approximate Start Date (mm/dd/yyyy): Sep 15, 2022 Approximate End Date (mm/dd/yyyy): Nov 30, 2022

Estimated Volume of debris (cu. Yd.): 60

### II. Owner/Operator Information for Source Site

Site Owner

Site Operator

Name: Village of Villa Park

Name: To be determined

Street Address: 20 South Ardmore Avenue

Street Address: \_\_\_\_\_

PO Box: \_\_\_\_\_

PO Box: \_\_\_\_\_

City: Villa Park State: IL

City: \_\_\_\_\_ State: \_\_\_\_\_

Zip Code: 60181 Phone: (630) 834-8505

Zip Code: \_\_\_\_\_ Phone: \_\_\_\_\_

Contact: Karla Bastien, P.E.

Contact: \_\_\_\_\_

Email, if available: kbastien@invillapark.com

Email, if available: \_\_\_\_\_

This Agency is authorized to require this information under Section 4 and Title X of the Environmental Protection Act (415 ILCS 5/4, 5/39). Failure to disclose this information may result in: a civil penalty of not to exceed \$50,000 for the violation and an additional civil penalty of not to exceed \$10,000 for each day during which the violation continues (415 ILCS 5/42). This form has been approved by the Forms Management Center.

Project Name: Villa Park 2022 Resurfacing Project Latitude: 41.89250 Longitude: -87.98456

Source Site Certification

III. Descriptions of Current and Past Uses of Source Site

Describe the current and past uses of the site and nearby properties.\* Attach additional information as needed. The description must take into account, at a minimum, the following for the source site and for nearby property: (1) use of the properties for commercial or industrial purposes; (2) the use, storage or disposal of chemical or petroleum products in individual containers greater than 5 gallons or collectively more than 50 gallons; (3) the current or past presence of any storage tanks (above ground or underground); (4) any waste storage, treatment or disposal at the properties; (5) any reported releases or any environmental cleanup or removal of contaminants; (6) any environmental liens or governmental notification of environmental violations; (7) any contamination in a well that exceeds the Board's groundwater quality standards; (8) the use, storage, or disposal of transformers or capacitors manufactured before 1979; and (9) any fill dirt brought to the properties from an unknown source or site.

Number of pages attached: 173

The land use on and adjacent to the site includes roadway, mowed turf grass in roadway right-of-way and residential areas. A site inspection checklist and map of the proposed work area is attached. The project area is not on or directly adjacent to any of the above nine listed sources sites. Excavation work includes soil removal for ADA corner upgrades. An environmental database report is attached. One 8 ounce spill was located inside a residence at the east end of Division Street. This spill is not a concern. The southernmost section of Wisconsin Avenue, at St Charles Road, is not allowed for disposal using this form. This includes any excavation from St Charles Road to 200 feet north of St Charles Road. The exclusion zone is shown on the attached map.

\*The description must be sufficient to demonstrate that the source site is not potentially impacted property, thereby allowing the source site owner or operator to provide this certification.

IV. Soil pH Testing Results

Describe the results of soil pH testing showing that the soil pH is within the range of 6.25 to 9.0 and attach any supporting documentation.

Number of pages attached: 1

Two representative samples were collected from the site to determine if the soil pH is within the above referenced acceptable range. The pH levels collected were 7.60 and 7.67 at Division Street and Elm Street, respectively.. Supporting documentation is attached.

V. Source Site Owner, Operator or Authorized Representative's Certification Statement and Signature

In accordance with the Illinois Environmental Protection Act [415 ILCS 5/22.51 or 22.51a] and 35 Ill. Adm. Code 1100.205(a), I Kate Kasch Schulstad, PE (owner, operator or authorized representataive of source site) certify that this site is not a potentially impacted property and the soil is presumed to be uncontaminated soil. I also certify that the soil pH is within the range of 6.25 to 9.0. I further certify that the soil has not been removed from the site as part of a cleanup or removal of contaminants. Additionally, I certify that I am either the site owner or operator or a duly authorized representative of the site owner or site operator and am authorized to sign this form. Furthermore, I certify that all information submitted, including but not limited to, all attachments and other information, is to the best of my knowledge and belief, true, accurate and complete.

Any person who knowingly makes a false, fictitious, or fraudulent material statement, orally or in writing, to the Illinois EPA commits a Class 4 felony. A second or subsequent offense after conviction is a Class 3 felony. (415 ILCS 5/44(h))

- Owner
Operator
Owner's Duly Authorized Representative
Operator's Duly Authorized Representative

Kate Kasch Schulstad 7/28/2022
Printed Name Date

Kate Kasch Schulstad
Signature